

9th Elementary School Community Meeting



MAY 18, 2016



Tonight's Agenda

1. Welcome
2. Why does Brookline need a 9th K-8 Elementary School?
3. What has Brookline been doing to address enrollment growth?
4. What happens if we don't build a 9th K-8 Elementary School?
5. The Timeline: Aiming for Fall 2020
6. Three Site Studies: Village School, Baldwin/Soule, and Beverly Road
7. Next Steps
8. Questions & Answers

Why does Brookline need a new K-8 elementary school?



**DRAMATIC AND ONGOING ENROLLMENT
GROWTH**



The Public Schools of Brookline

K-8 Enrollment Projections 2011-2021

PUBLIC SCHOOLS of
BROOKLINE



School Year	K-8 Total	K-8 Change	% Change from 2005 - 2006
2005-06	3,896	---	---
2010-11	4,652	+ 756	
2015-16	5,466	+ 814	
2020-21	6,193	+ 727	
10 Year Growth – 2005 - 2015		+ 1,570	40%
15 year Growth – 2005 - 2020		+ 2,297	59%

Since 2005: K-8 Enrollment Increase = the size of Baker School + Pierce School

In the next 5 years: K-8 Enrollment Increase = the size of Lawrence School

Notes on October 2015 Enrollment Numbers:

- Enrollment Projections as of October 2015
- Includes projected school-age population from proposed developments at: 86 Dummer St., 45 Marion St., The Residences of South Brookline, 111 Cypress St., and Crowninshield Rd.
- Does not include proposed residential developments - Puddingstone, 40 Centre St., 420 Harvard St.



The Public Schools of Brookline

Enrollment 2011-2021

PUBLIC SCHOOLS of
BROOKLINE

School Year	K-8 Enrollment	9-12 Enrollment	K-12 Total	Increase from Previous Year
2010-11	4,652	1,726	6,378	+ 161
2011-12	4,827	1,777	6,604	+ 226
2012-13	5,067	1,774	6,841	+ 237
2013-14	5,228	1,802	7,030	+ 189
2014-15	5,354	1,893	7,247	+ 217
2015-16 *	5,466 (+814 since 2010)	1,946 (+220 since 2010)	7,412 (+1,034 since 2010)	+ 165
2016-17	5,628	2,027	7,655	+ 243
2017-18	5,827	2,115	7,941	+ 286
2018-19	5,994	2,250	8,244	+ 303
2019-20	6,122	2,308	8,430	+ 186
2020-21**	6,193 (+727 from 2015)	2,397 (+451 from 2015)	8,591 (+ 1,179 from 2015)	+ 161
10 year totals	+ 1,541 (+33%)	+ 671 (+38%)	+ 2,213 (+37%)	

Notes on October 2015 Enrollment Projections:

- Does not include BEEP enrollment
- Includes projected school-age population from proposed developments at: 86 Dummer St., 45 Marion St., The Residences of South Brookline, 111 Cypress St., and Crowninshield Rd.
- Does not include recently proposed residential developments - Puddingstone, 40 Centre St., 420 Harvard St.

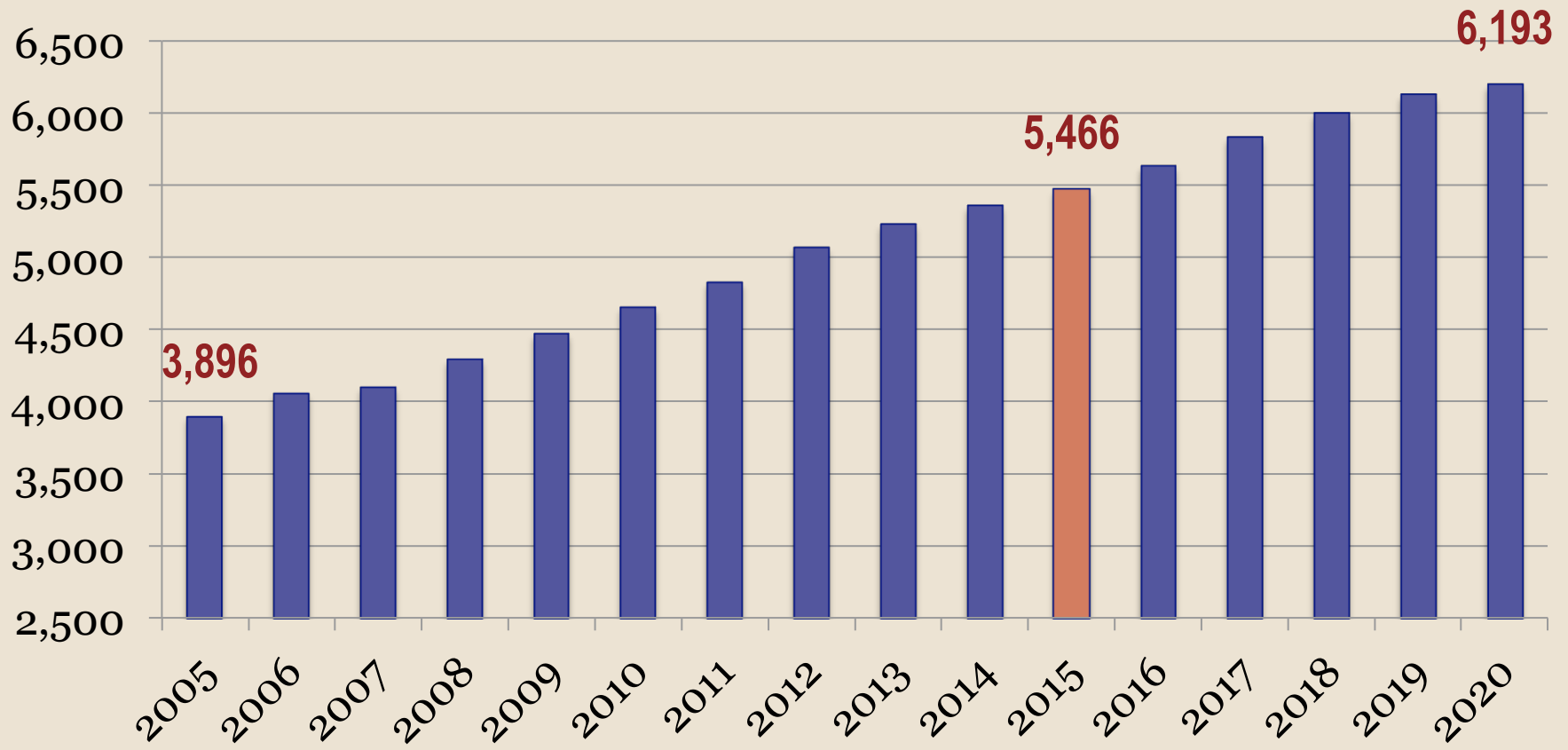


Dramatic Enrollment Growth

PUBLIC SCHOOLS of
BROOKLINE



K-8 Enrollment



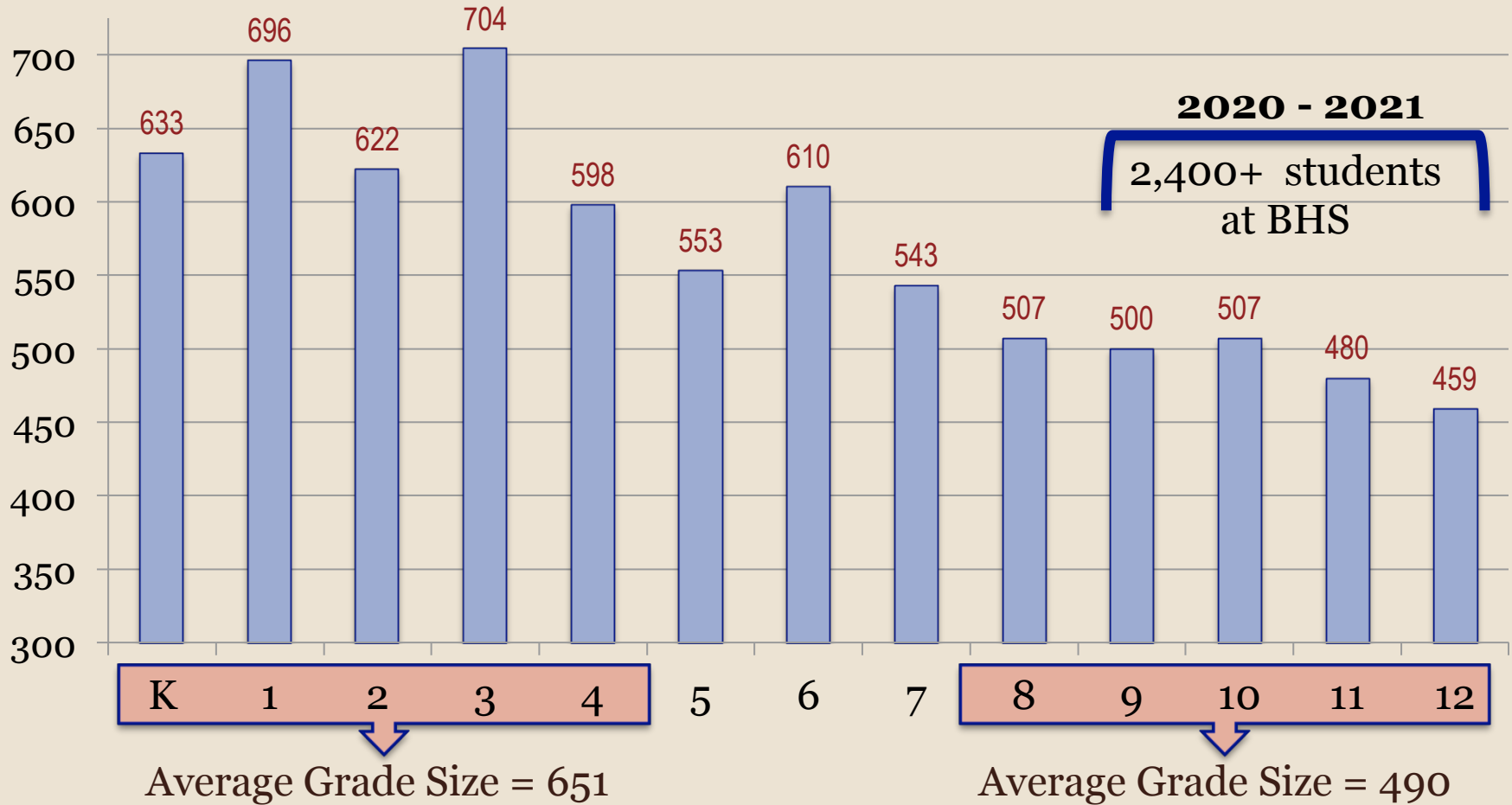


The Public Schools of Brookline

PUBLIC SCHOOLS of
BROOKLINE



Enrollment by Grade 2015-2016





Classroom Capacity 2015 – 2021

- Based on a maximum class size of 22 (K-3) and maximum class size of 25 (4-8) and assuming average class size of 21 students across K-8

	2015-16	2016-17	2017-18	2018-19	2019-20	2020-21
Total Rooms Available	254	255	255	260	260	260
Total Rooms Needed	259	265	270	280	285	290
Projected Shortage	- 5	- 10	- 15	- 20	- 25	- 30

Short-Term Solutions until a 9th school

- Additional modulars
- Additional Rental space
- Creating more substandard space w/in schools
- Larger class sizes
- Core Facilities would remain inadequate

Does not take into account

- BEEP classrooms
- Potential for more aggressive growth from new developments

What has Brookline been doing to address our dramatic increase in K-8 enrollment?





Studies and Plans



- 2009 Facilities Master Plan created by MGT
 - ❖ Updated in 2011 with support by MGT
- 2013 Brookline School Population and Capacity Exploration (B-SPACE) Committee
 - ❖ Included 2013 Feasibility Study by HMFH Architects
 - ❖ Resulted in recommitment to “Expand-in-Place” Strategy
- 2014 Override Study Committee Report – included demographic projections done by MIT team
- Dec 2014 – Civic Moxie commissioned to do study on possible locations for 9th elementary school



Expanding in Place: 2005 - 2015

PUBLIC SCHOOLS of
BROOKLINE



54 classrooms added through the “**Expand-in-Place**” strategy since **2008** including but not limited to:

6 classrooms built at **Heath**

4 classrooms built at **Lawrence**

2 modular classrooms added at **Baker**

11 BEEP classes moved out of K-8 buildings into rental space

3 classrooms in rental space for **Pierce**

1 brand new school will be built at **Devotion** to add 12 classrooms



Expanding in Place: 2005 - 2015

PUBLIC SCHOOLS of
BROOKLINE



- **Relocated** administrative offices from school buildings into rental space
- **Created** new classrooms by dividing larger ones
- **Converted** hallways, locker rooms, and small rooms into substandard classroom spaces and administrative office space
- **Expanded** and utilized buffer zones to distribute enrollment increases across all schools to balance overcrowding
- **Reclaimed** classrooms dedicated to Extended Day and other programs
- **Spending \$1 million annually** for rental space for classroom and administrative offices

What happens if we don't build a 9th Elementary School?



“The strategies of maximizing space, re-allocating underutilized space, reducing staff space, and relocating some operations and staff off site have been exhausted.”

CIVIC MOXIE STUDY - OCTOBER 2015



Impact of “No-Decision”



What will happen if we don't build a new elementary school?

- A shortage of 27 to 30 classrooms across the district at the K-8 level
- Undersized cafeterias will result in all K-8 schools starting lunch before 10:30 a.m. (2 schools do this now, and 2 more start before 11.)
- Inadequate core facilities such as gymnasiums and libraries will not be addressed
- Expand the use of expensive, short-term solutions such as modular classes and rental space.
- Class sizes continue to increase



Impact of “No-Decision”



What will happen if we don't build a new elementary school?

- A shortage of 27 to 30 classrooms across the district at the K-8 level
- Class sizes continue to increase
 - 2005-06: Average Class = 19
 - 2015-16: Average Class = 21; 7 classes at 25 or higher
 - 2020-21: Average Class = 24 75 classes at 25 or higher
- Undersized cafeterias will result in all K-8 schools starting lunch before 10:30 a.m. (2 schools do this now, and 2 more start before 11.)
- Inadequate core facilities such as gymnasiums and libraries will not be addressed
- Expand the use of expensive, short-term solutions such as modular classes and rental space.



Impact of “No-Decision”



Class Size Continues to Increase

	2015-16	2020-21
Total K-8 Enrollment	5,466	6,193
Total Rooms Available	254	260
K-8 Class Size Average	21	24
Number of K-8 classes with 25 or more students	7	75+
Range in K-8 class size	17 to 27 students	18 to 30 students

The Timeline



**AIMING FOR A NEW ELEMENTARY
SCHOOL TO BE BUILT BY FALL 2020**



Recent Progress 2015-2016

PUBLIC SCHOOLS of
BROOKLINE



October 2015

- ❖ Civic Moxie Report identified 26 possible sites with six identified as most promising;
- ❖ Board of Selectmen and School Committee voted:
 - Construction of a new elementary school as the preferred solution to address the ongoing enrollment growth; and
 - Staff to complete further due diligence on two of the six sites



Recent Progress 2015-2016

PUBLIC SCHOOLS of
BROOKLINE



November and December 2015

- ❖ Neighborhood Association Meetings with members of BOS and BSC
- ❖ Two Open House Presentations with Q&A
- ❖ Public Hearing – More than 150 residents in attendance with 52 speaking
- ❖ Joint BOS and BSC public meeting discussed community input gathered since October; nearly 100 residents in attendance



Recent Progress 2015-2016

PUBLIC SCHOOLS of
BROOKLINE



January – April 2016

- ❖ Two more joint BOS and BSC public meetings
- ❖ BOS, BSC, and Advisory Committee all vote to forego MSBA partnership to allow for greater flexibility on cost, design and timeline.
- ❖ Neighborhood Association Meetings continued
- ❖ Based on public input from October through January, Boards voted on further study of 3 sites : Village School, Beverly Road, and Baldwin/Soule



Recent Progress 2015-2016

PUBLIC SCHOOLS of
BROOKLINE



Collaborative Effort Across Town Departments and Commissions

- ❖ Planning Board
- ❖ Building Commission
- ❖ Park and Recreation Commission
- ❖ Advisory Committee and related subcommittees
- ❖ Preservation Commission
- ❖ Conservation Commission



Best Case Scenario Timeline

Set by BOS/BSC in December 2015

PUBLIC SCHOOLS of
BROOKLINE



March – May 2016

- RFQ for Site Selection Study
- **Architectural firm selected for Site Study**
- Town Meeting appropriates funds for Feasibility Study phase

June – August 2016

- Site Selection Study

September & October 2016

- Site Studies completed
- Public process continues
- **Final Site Selection**

November 2016 – April 2017

- Feasibility Study phase
- Public presentations and hearings

May 2017 – October 2017

- Schematic Design phase
- Public presentations and hearings

Fall 2017

- Proposed Town Meeting & Debt Exclusion Override for Construction Funding

Fall 2017 to June 2018

- Construction Drawings phase

October 2018

- Construction begins

September 2020

- **School opens**

Three Site Studies



- **VILLAGE SCHOOL (HARVARD ST. GROCERY STORE)**
- **BEVERLY ROAD**
- **BALDWIN SCHOOL/SOULE REC CENTER**

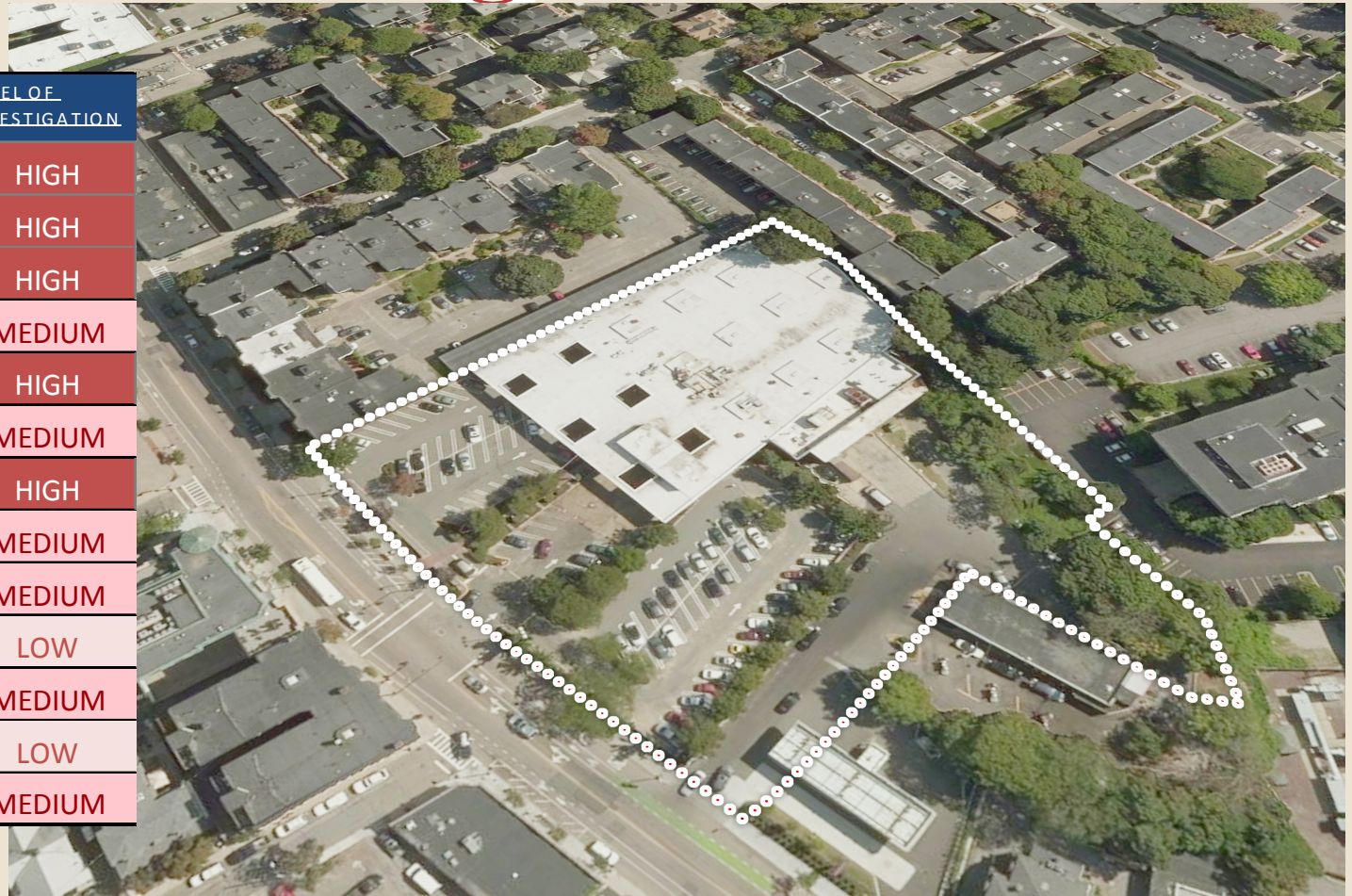


Village Site (Grocery Store)

PUBLIC SCHOOLS of
BROOKLINE



CONSULTANT	LEVEL OF INVESTIGATION
Cost	HIGH
Educational	HIGH
Traffic	HIGH
Civil	MEDIUM
Landscape	HIGH
Geotechnical	MEDIUM
Geoenvironmental	HIGH
Code/Accessibility	MEDIUM
Hazardous Materials	MEDIUM
Historic Preservation	LOW
Structural	MEDIUM
HVAC	LOW
Sustainability	MEDIUM






Beverly Road

PUBLIC SCHOOLS of
BROOKLINE

CONSULTANT	LEVEL OF INVESTIGATION
Cost	HIGH
Educational	HIGH
Traffic	MEDIUM
Civil	HIGH
Landscape	MEDIUM
Geotechnical	HIGH
Geoenvironmental	HIGH
Code/Accessibility	MEDIUM
Hazardous Materials	MEDIUM
Historic Preservation	HIGH
Structural	MEDIUM
HVAC	LOW
Sustainability	MEDIUM





Baldwin/Soule Site

PUBLIC SCHOOLS of
BROOKLINE



CONSULTANT	LEVEL OF INVESTIGATION
Cost	HIGH
Educational	HIGH
Traffic	HIGH
Civil	MEDIUM
Landscape	MEDIUM
Geotechnical	MEDIUM
Geoenvironmental	HIGH
Code/Accessibility	MEDIUM
Hazardous Materials	MEDIUM
Historic Preservation	HIGH
Structural	LOW
HVAC	LOW
Sustainability	MEDIUM





Interdepartmental Work



- Interdepartmental team will continue internal planning. For example:
 - ❖ Eminent domain/Legal acquisition
 - ❖ Land restrictions
 - ❖ Funding pathway
 - ❖ Continuing public input and feedback
 - ❖ Demographic and enrollment updates

Next Steps from Here



THE PATH TOWARDS FINAL SITE SELECTION



- **June 7th:** Joint Board Meeting
- **June - September:** Three site studies completed
- **September - October:** Final public input on site selection via Open Houses, Community Meetings, and Public Hearings
- **October 2016:** Board of Selectmen and School Committee make final site selection



For ongoing updates

www.brookline.k12.ma.us/capitalprojects

To provide input

www.brookline.k12.ma.us/capitalprojects

Look for “email a question or comment” link

Next Public Meeting

June 7 Joint Board Meeting

Town Hall @ 7:30 p.m.



What will happen if we don't build a new elementary school?

- A shortage of 27 to 30 classrooms across the district at the K-8 level
- Class sizes continue to increase
 - 2005-06: Average Class = 19
 - 2015-16: Average Class = 21; 7 classes at 25 or higher
 - 2020-21: Average Class = 24 75+ classes at 25 or higher
- Undersized cafeterias will result in all K-8 schools starting lunch before 10:30 a.m. (2 schools do this now, and 2 more start before 11.)
- Inadequate core facilities such as gymnasiums and libraries will not be addressed
- Expand the use of expensive, short-term solutions such as modular classes and rental space.