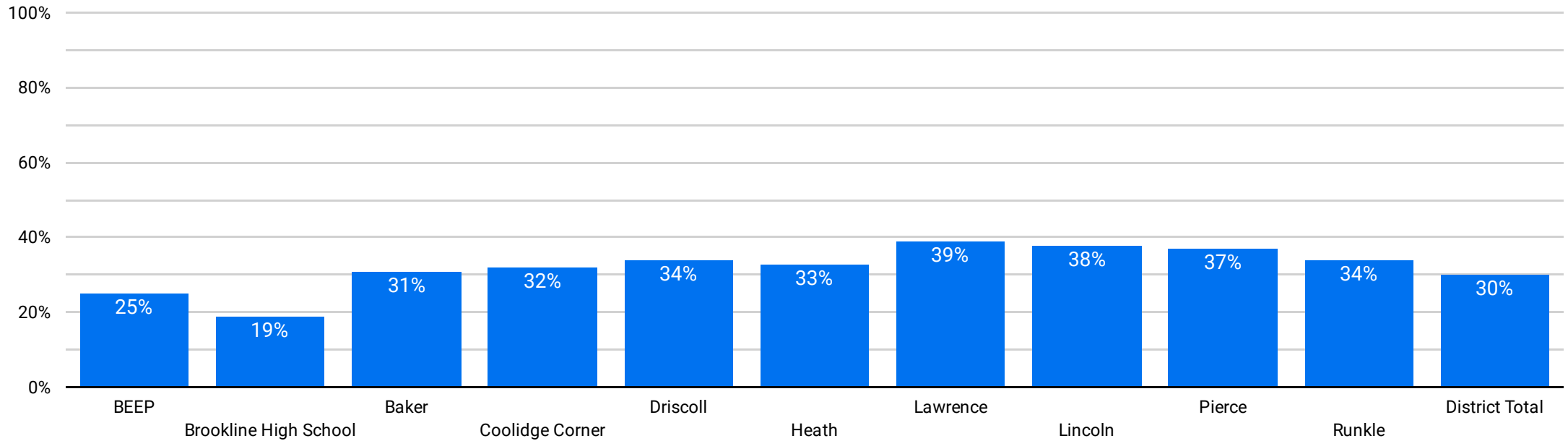


## Response Rates



Location	# of Responses	Oct 1 Enrollment	Response Rate
BEEP	45	178	25%
Brookline High School	398	2083	19%
Baker	234	750	31%
Coolidge Corner	919	919	32%
Driscoll	203	600	34%
Heath	183	552	33%
Lawrence	267	679	39%
Lincoln	220	576	38%
Pierce	308	842	37%
Runkle	203	598	34%
District Total	2356	7777	30%

### Notes:

- District survey was open to families from May 8 - May 15th
- Survey was provided in English, Spanish, Korean, Japanese and Chinese
- Families were encouraged to complete the survey 1x for each child they had enrolled in the district. A family with 3 children enrolled could complete the survey 3x if they choose to.
- Respondents could skip questions (total N size for each question could be different).

# Public Schools of Brookline

## Parent/Guardian Survey - May 2020

*Parent/Guardian feedback on extended closure*

### Student Grade Level

Grade level	# of Responses	Oct 1 Enrollment	Response Rate
Pre-K	52	252	21%
Kindergarten	184	600	31%
Grade 1	197	613	32%
Grade 2	235	613	38%
Grade 3	230	574	40%
Grade 4	242	627	39%
Grade 5	235	654	36%
Grade 6	206	582	35%
Grade 7	203	618	33%
Grade 8	174	561	31%
Grade 9	93	521	18%
Grade 10	127	557	23%
Grade 11	118	512	23%
Grade 12	60	493	12%
District Total	2356	7777	30%

### Students on an IEP

IEP Students	# of Responses	Oct 1 Enrollment	Response Rate
Yes	353	1086	33%
No	1987	6691	30%
District Total	2340	7777	30%

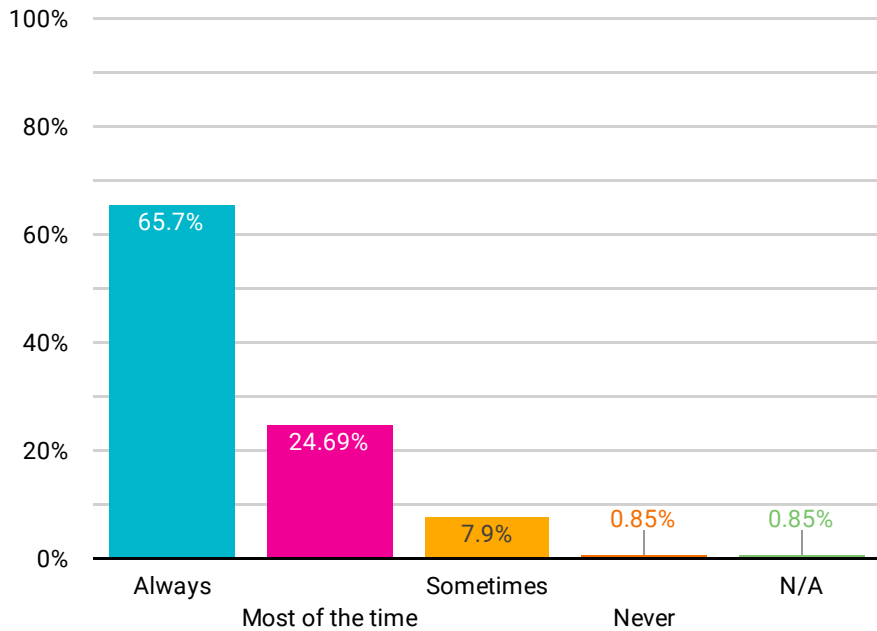
### EL Students

EL Students	# of Responses	Oct 1 Enrollment	Response Rate
Yes	233	855	27%
No	2112	6922	31%
District Total	2345	7777	30%

### METCO Students

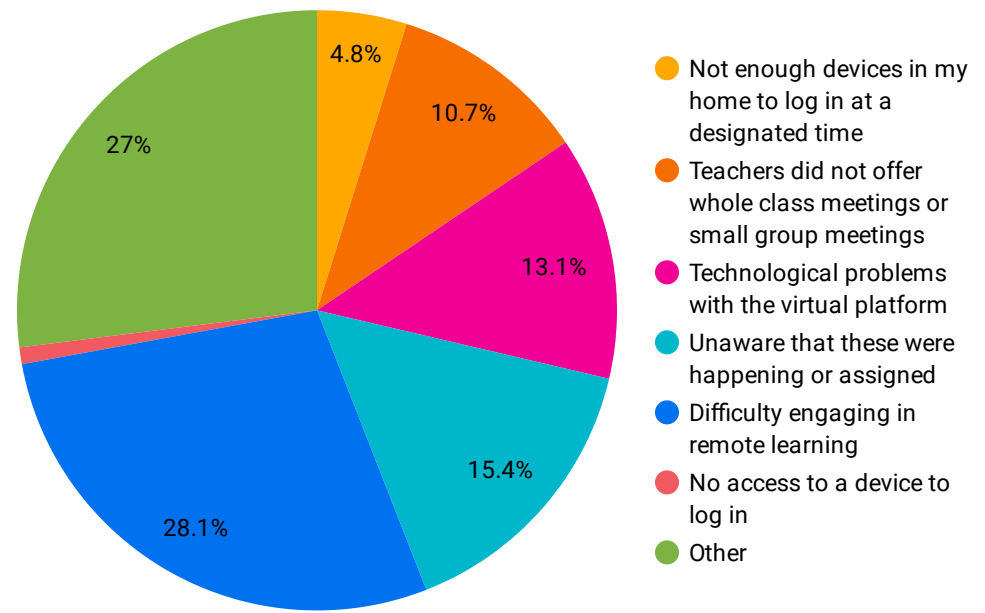
METCO Students	# of Responses	Oct 1 Enrollment	Response Rate
Yes	51	301	17%
No	2276	7476	30%
District Total	2327	7777	30%

**My child can access whole class meetings and/or small group meetings held by their teacher(s):**



Always	1,546
Most of the time	581
Sometimes	186
Never	20
N/A	20
<b>Grand total</b>	<b>2,353</b>

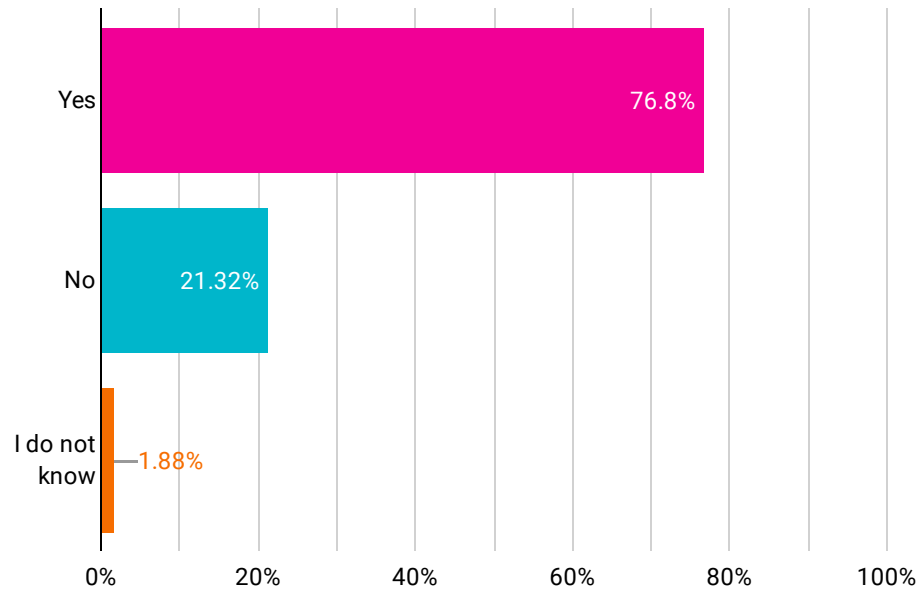
**My child has experienced the following challenges with accessing whole class meetings, small group meetings, remote learning materials, remote learning resources, and/or remote learning class assignments:**



\*Other: Additional write-in response for this question.

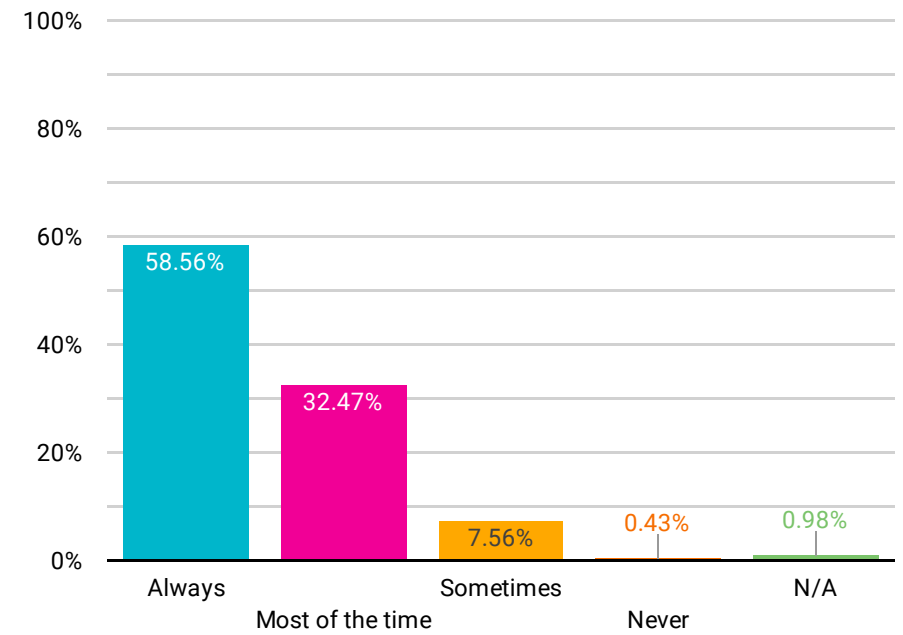
Public Schools of Brookline  
 Parent/Guardian Survey - May 2020  
 Parent/Guardian feedback on extended closure

**My child has some sort of schedule or structure to their school-day:**



Yes	1,801
No	500
I do not know	44
<b>Grand total</b>	<b>2,345</b>

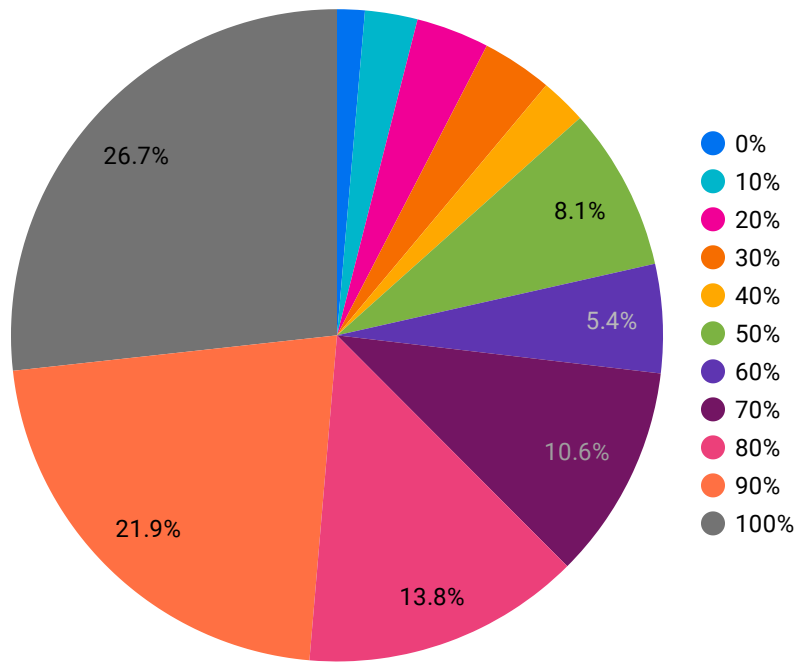
**My child can access the work being provided by their teachers:**



Always	1,378
Most of the time	764
Sometimes	178
Never	10
N/A	23
<b>Grand total</b>	<b>2,353</b>

Public Schools of Brookline  
 Parent/Guardian Survey - May 2020  
 Parent/Guardian feedback on extended closure

**On average, what percentage of work provided by teachers is your child completing?**

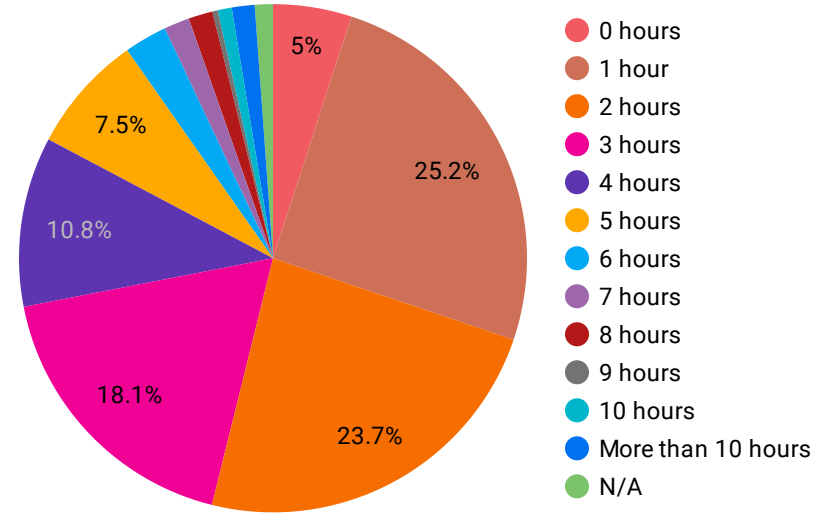


Percent of Work Completed	# of Responses
0%	29
10%	59
20%	81
30%	79
40%	52
50%	183
60%	121
70%	241
80%	313
90%	495
100%	602
<b>Grand total</b>	<b>2,255</b>

62.4% (1,410) of respondents indicated students are completing 80-100% of work provided by teachers.

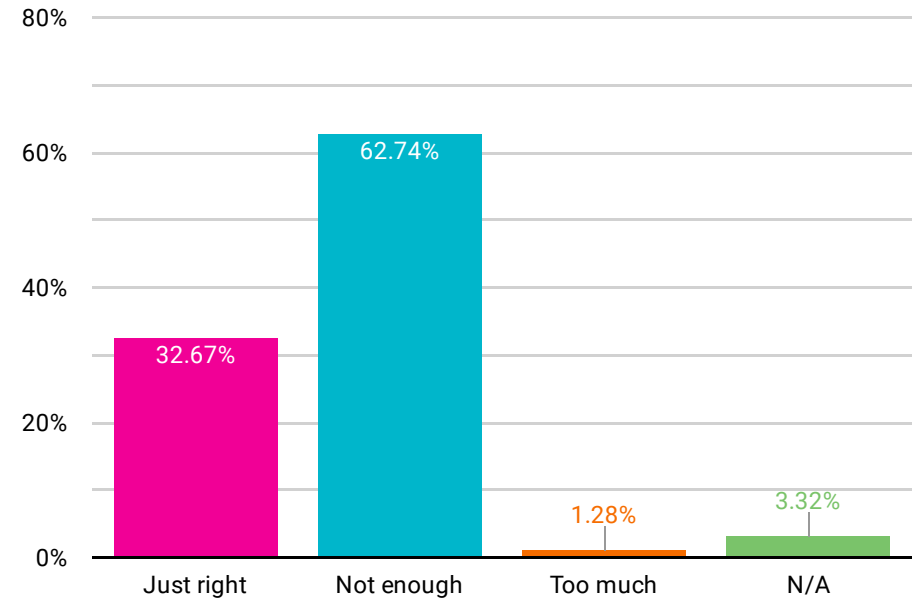
Public Schools of Brookline  
 Parent/Guardian Survey - May 2020  
 Parent/Guardian feedback on extended closure

**On average, how much time per week does your child spend interacting with their teacher(s) during whole class meetings, small group meetings, or individual meetings?**



0 hours	117
1 hour	590
2 hours	554
3 hours	423
4 hours	253
5 hours	176
6 hours	64
7 hours	38
8 hours	36
9 hours	8
10 hours	21
More than 10 hours	34
N/A	27
<b>Grand total</b>	<b>2,341</b>

**On average, the amount of time per week that my child spends interacting with their teacher(s) during whole class, small group, or individual meeting is:**

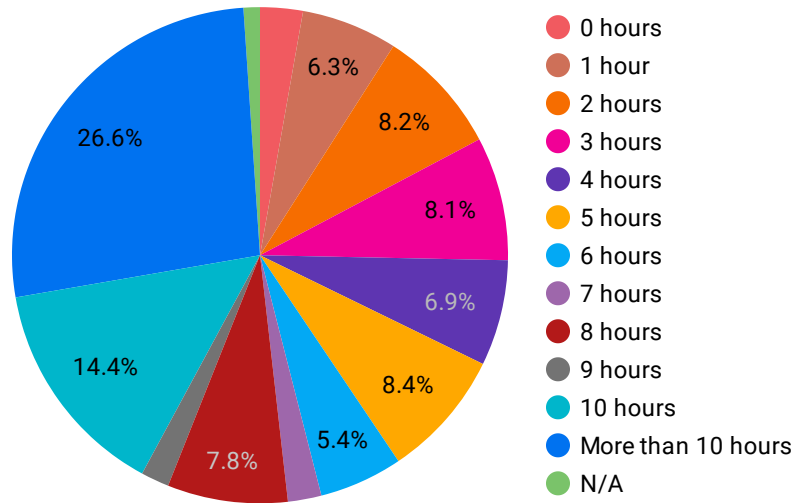


67.6% (1,567) of respondents indicated students interact 1-3 hours per week\* with their teachers during whole class meetings, small group meetings, or individual meetings.

\*On average

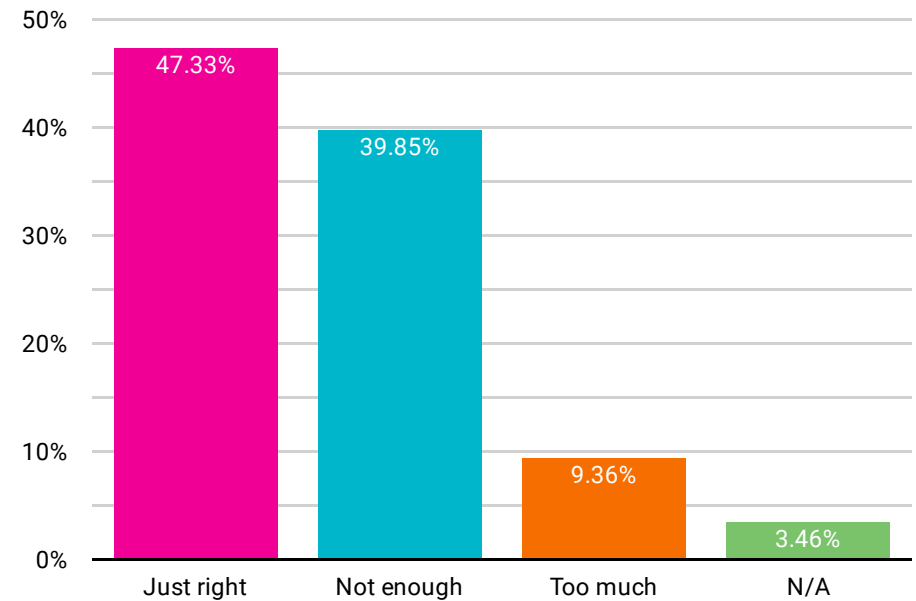
Public Schools of Brookline  
 Parent/Guardian Survey - May 2020  
 Parent/Guardian feedback on extended closure

**On average, how much time per week does your child spend on work or activities (outside of whole class, small group, or individual meetings) provided by teachers?**



0 hours	65
1 hour	146
2 hours	192
3 hours	188
4 hours	161
5 hours	195
6 hours	127
7 hours	51
8 hours	183
9 hours	43
10 hours	336
More than 10 hours	622
N/A	25
<b>Grand total</b>	<b>2,334</b>

**On average, the amount of time per week that my child spends on work or other activities (outside of whole class, small group, or individual meetings) provided by teachers is:**

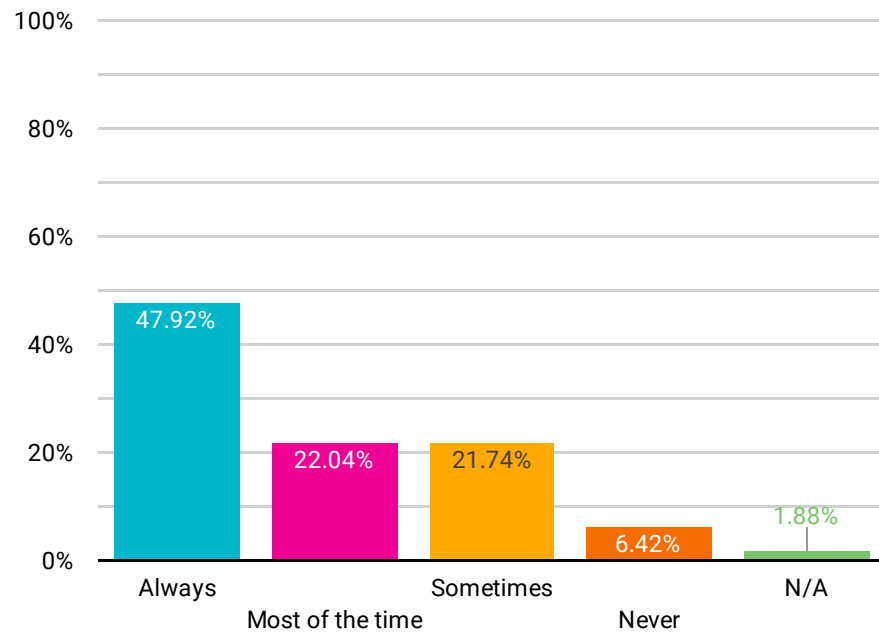


50.6% (1,184) of respondents indicated students spend 8-10+ hours per week\* on work or other activities (outside of whole class, small group, or individual meetings) provided by teachers.

\*On average

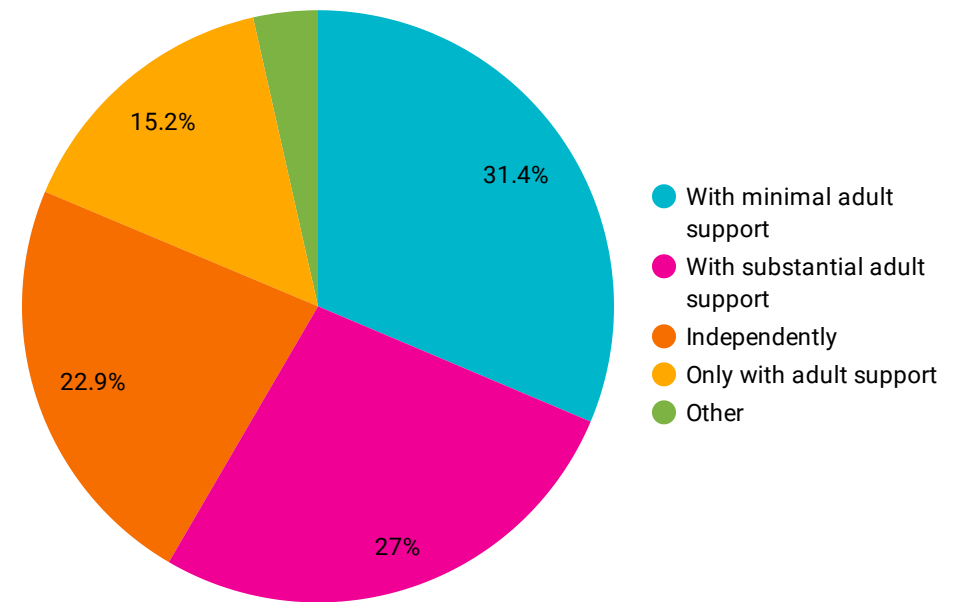
Public Schools of Brookline  
 Parent/Guardian Survey - May 2020  
 Parent/Guardian feedback on extended closure

**My child's teachers are checking in with my child each week:**



Always	1,120
Most of the time	515
Sometimes	508
Never	150
N/A	44
<b>Grand total</b>	<b>2,337</b>

**My child is able to manage the remote learning that is being provided:**

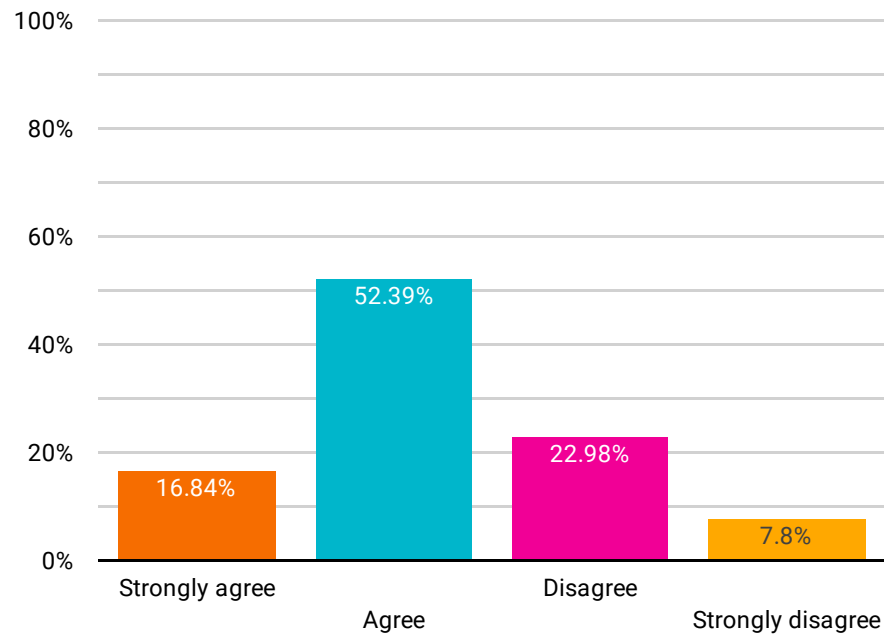


\*Other: Additional write-in response for this question.



Public Schools of Brookline  
 Parent/Guardian Survey - May 2020  
 Parent/Guardian feedback on extended closure

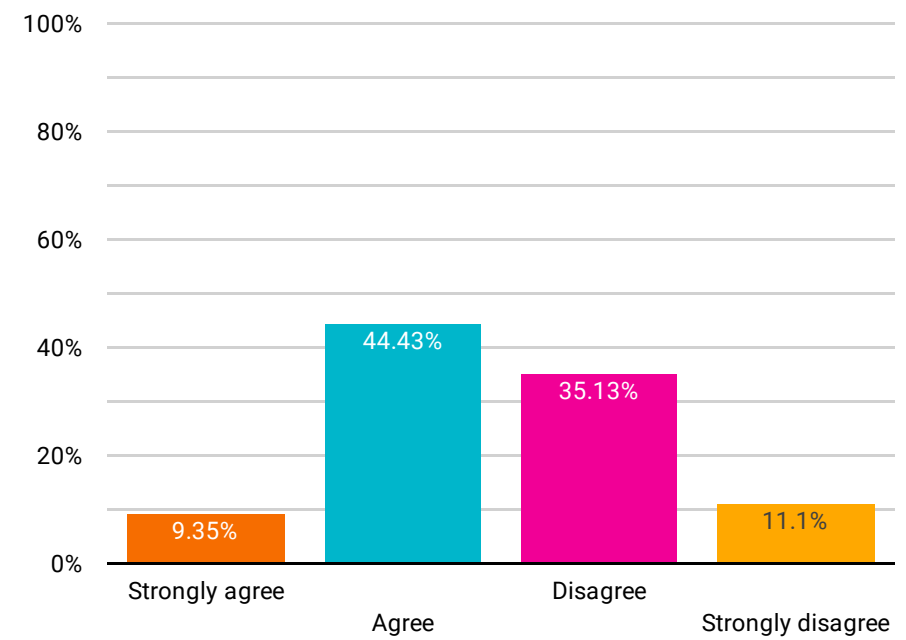
**My child feels connected to their teacher(s):**



Strongly agree	395
Agree	1,229
Disagree	539
Strongly disagree	183

**Grand total** 2,346

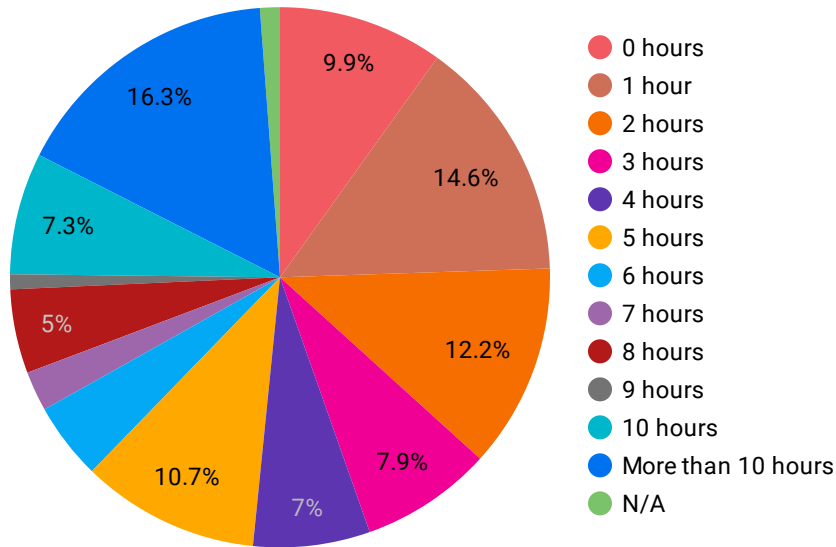
**My child feels connected to their school community:**



Strongly agree	219
Agree	1,041
Disagree	823
Strongly disagr...	260

**Grand total** 2,343

**On average, how many hours per week do you and/or other adults in your home support your child with remote learning?**



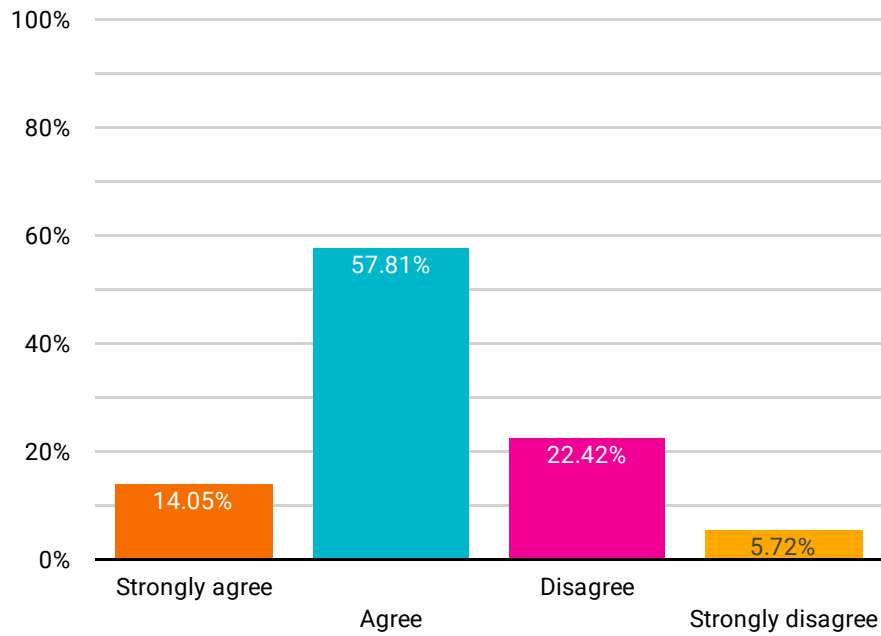
36.7% (861) of respondents indicated adults spend 0-2 hours per week supporting children with remote learning.

25.6% (599) of respondents indicated adults spend 3-5 hours per week supporting children with remote learning.

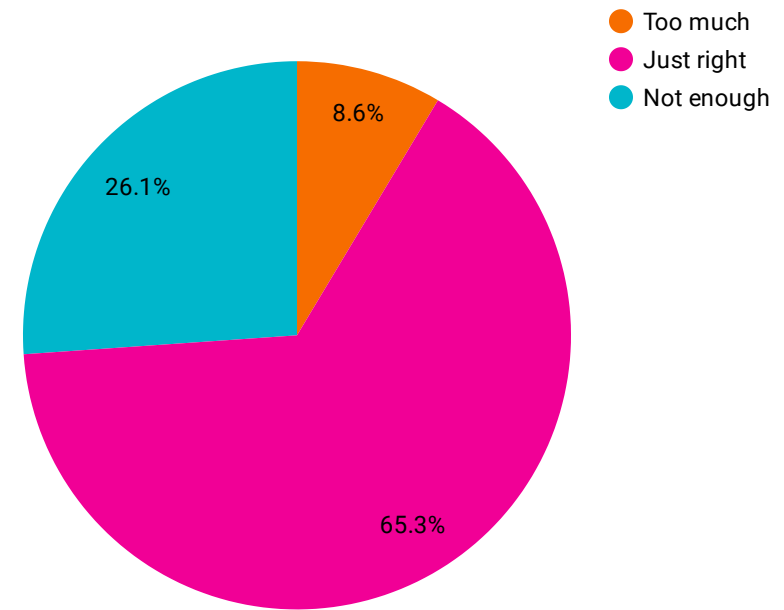
0 hours	232
1 hour	342
2 hours	287
3 hours	185
4 hours	164
5 hours	250
6 hours	108
7 hours	56
8 hours	118
9 hours	21
10 hours	171
More than 10 hours	383
N/A	28
<b>Grand total</b>	<b>2,345</b>

Public Schools of Brookline  
 Parent/Guardian Survey - May 2020  
 Parent/Guardian feedback on extended closure

**The communication that I receive from the district is clear:**



**The amount of communication I receive from the district is:**

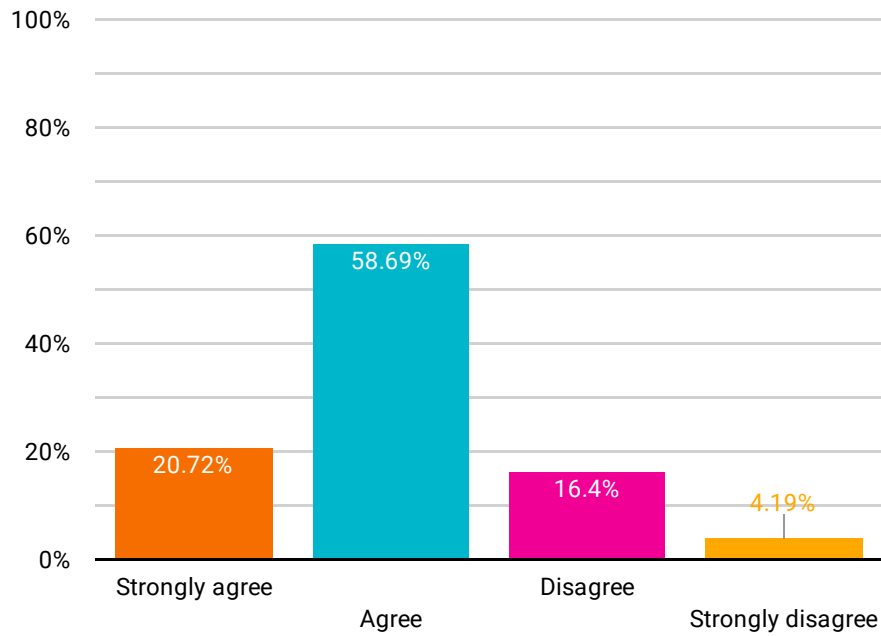


Strongly agree	329
Agree	1,354
Disagree	525
Strongly disagree	134

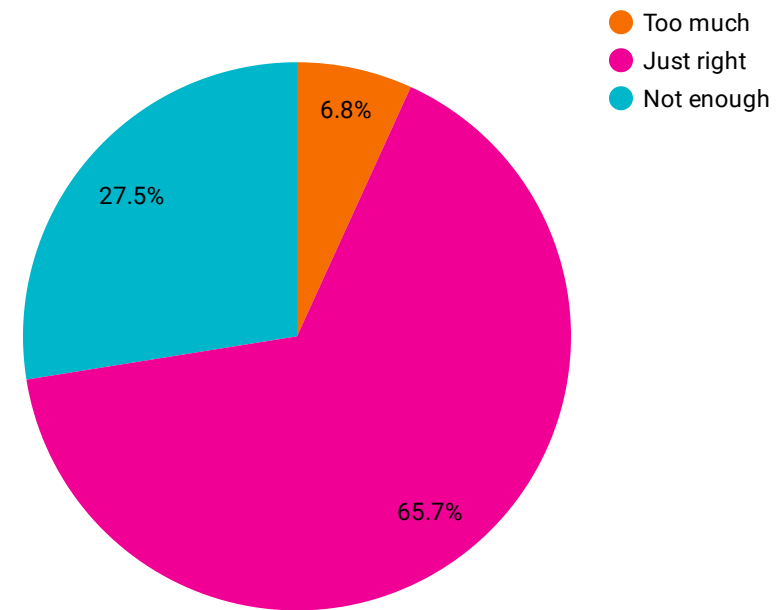
**Grand total** 2,342

Public Schools of Brookline  
 Parent/Guardian Survey - May 2020  
 Parent/Guardian feedback on extended closure

**The communication that I receive from my child's school is clear:**



**The amount of communication I receive from my child's school is:**

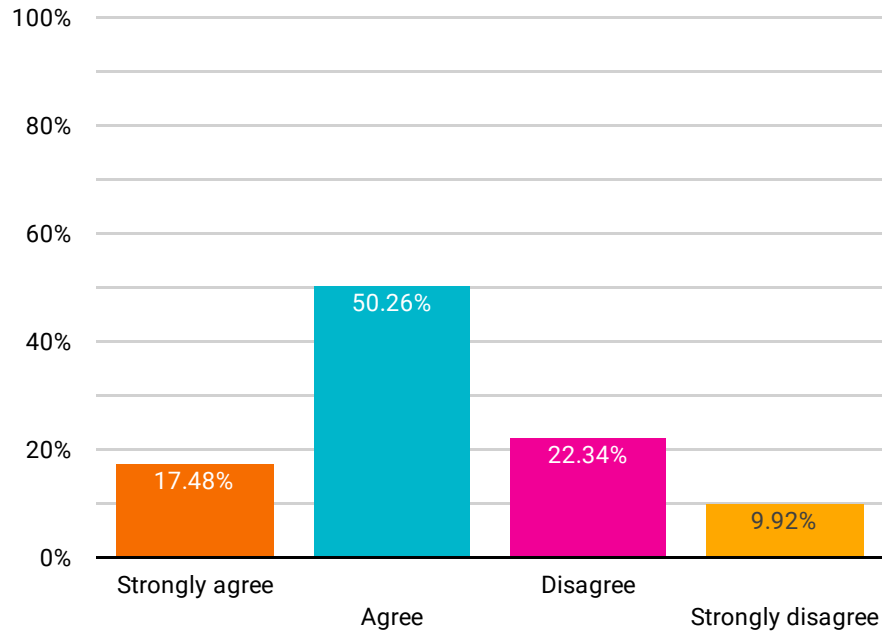


Strongly agree	485
Agree	1,374
Disagree	384
Strongly disagree	98

**Grand total** 2,341

Public Schools of Brookline  
 Parent/Guardian Survey - May 2020  
 Parent/Guardian feedback on extended closure

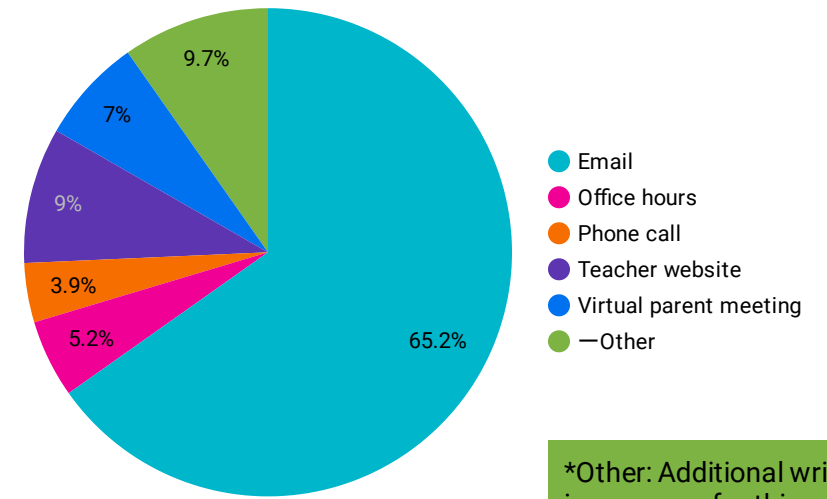
I feel supported by my child's school:



Strongly agree	407
Agree	1,170
Disagree	520
Strongly disagree	231

**Grand total** 2,328

In what ways is your child's teacher(s) in communication with you?



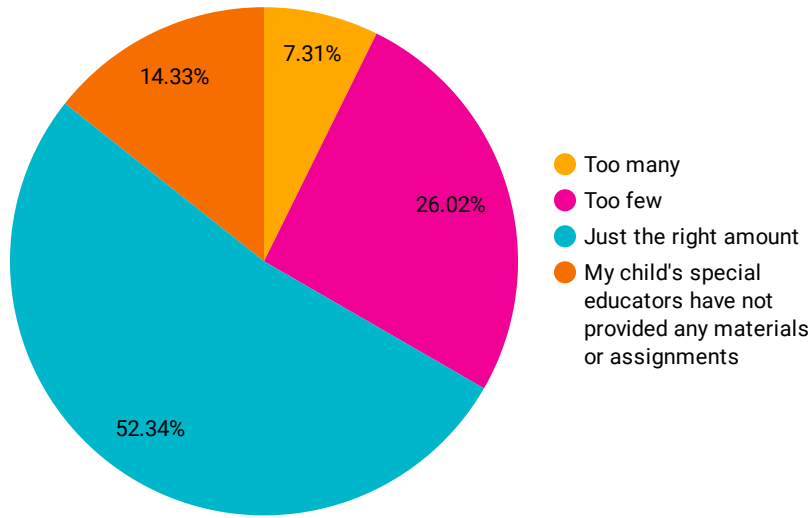
\*Other: Additional write-in response for this question.

Email	2,174
Office hours	172
Phone call	131
Teacher website	300
Virtual parent meeting	232
Other	325

**Grand total** 3,334

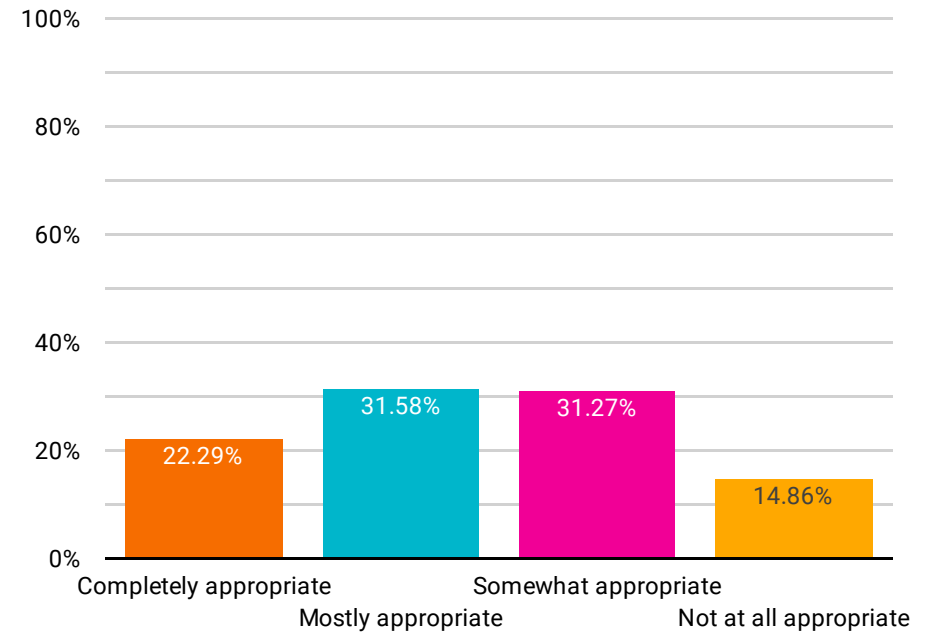
Special Education Specific Questions

**How would you describe the amount of learning activities and assignments being shared by your child's special education teacher?**



Too many	25
Too few	89
Just the right amount	179
My child's special educators have not provided any materials or assignments	49
<b>Grand total</b>	<b>342</b>

**Are the lessons and activities that your child's special educators are providing appropriate to meet your child's IEP goals?**



Completely appropriate	72
Mostly appropriate	102
Somewhat appropriate	101
Not at all appropriate	48

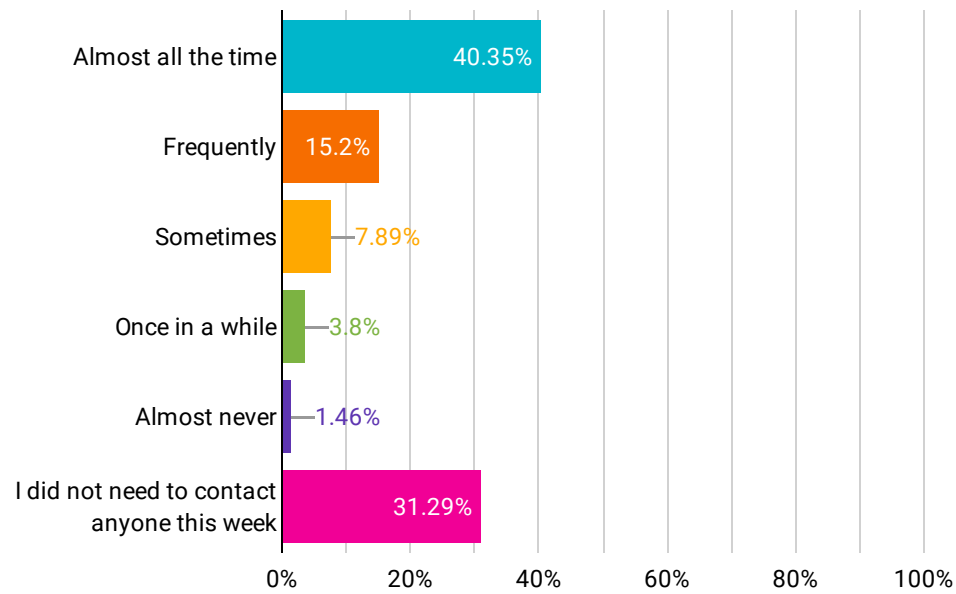
**Grand total 323**

Public Schools of Brookline  
 Parent/Guardian Survey - May 2020

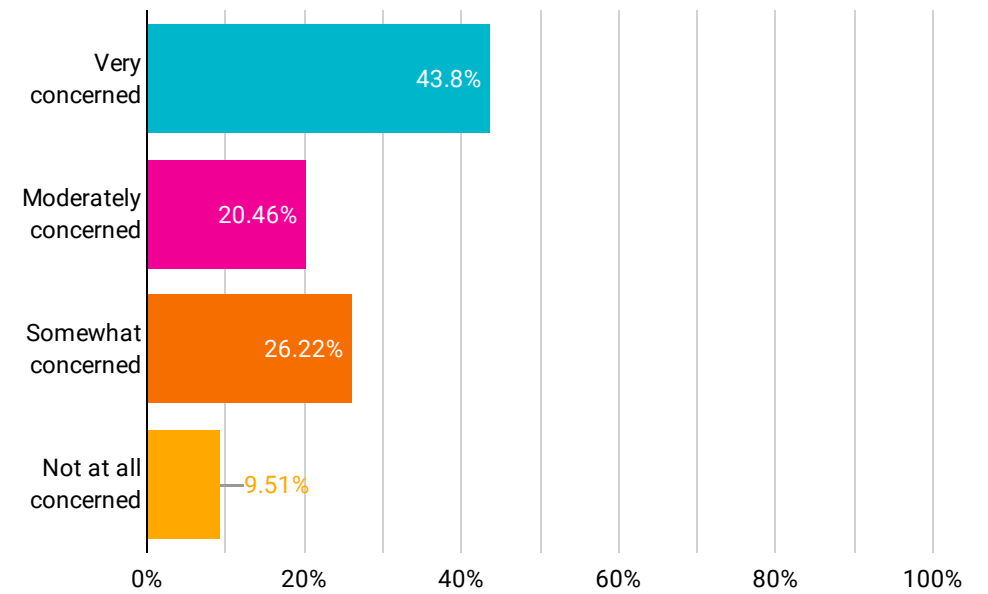
Parent/Guardian feedback on extended closure

Special Education Specific Questions

**In the past week, if you needed to contact your child's special educators, how often were you able to get in touch with staff?**



**How concerned are you about your child's risk of regression during this period of remote learning?**



Almost all the time	138
Frequently	52
Sometimes	27
Once in a while	13
Almost never	5
I did not need to contact anyone this week	107
<b>Grand total</b>	<b>342</b>

Very concerned	152
Moderately concerned	71
Somewhat concerned	91
Not at all concerned	33
<b>Grand total</b>	<b>347</b>

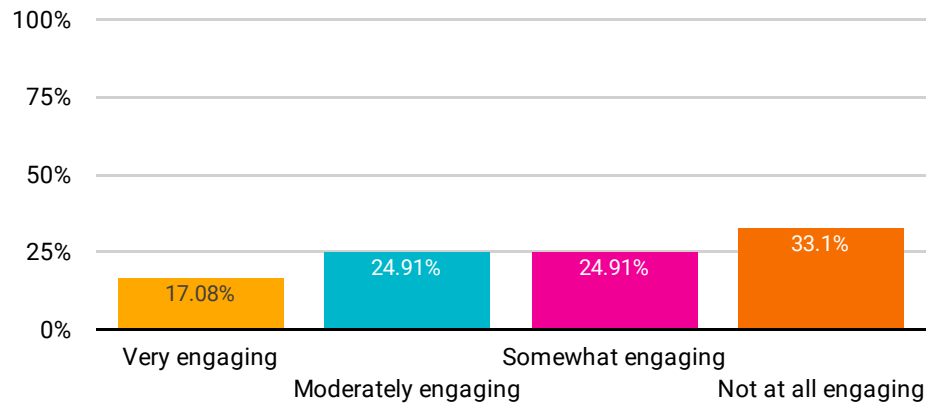
Public Schools of Brookline  
 Parent/Guardian Survey - May 2020

Parent/Guardian feedback on extended closure

Special Education Specific Questions

**How engaging have the following types of special education lessons been for your child?**

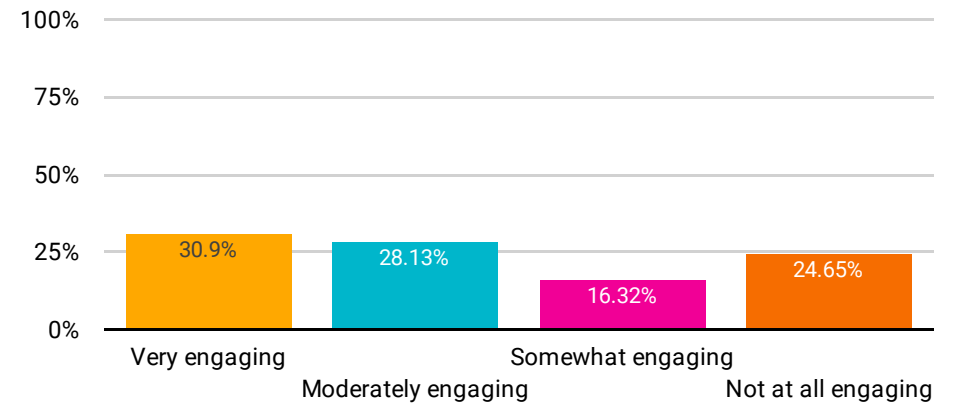
Asynchronous feedback on work via online platforms:



Very engaging	48
Moderately engaging	70
Somewhat engaging	70
Not at all engaging	93

**Grand total 281**

Synchronous group learning opportunities:



Very engaging	89
Moderately engaging	81
Somewhat engaging	47
Not at all engaging	71

**Grand total 288**



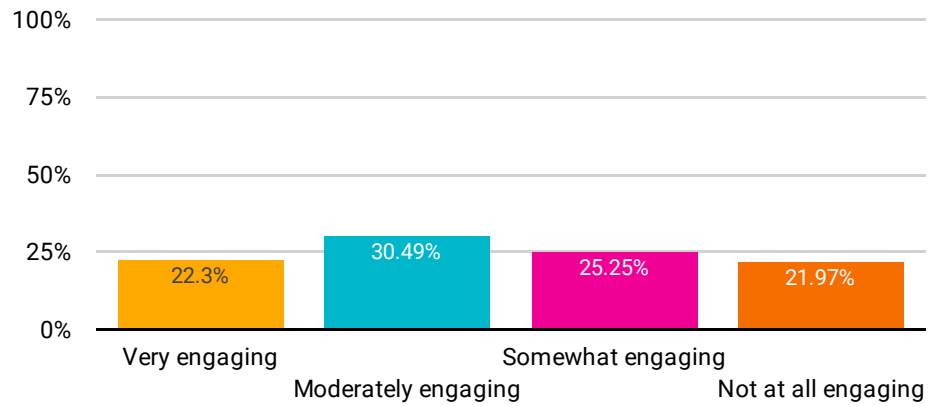
Public Schools of Brookline  
 Parent/Guardian Survey - May 2020

Parent/Guardian feedback on extended closure

Special Education Specific Questions

**How engaging have the following types of special education lessons been for your child?**

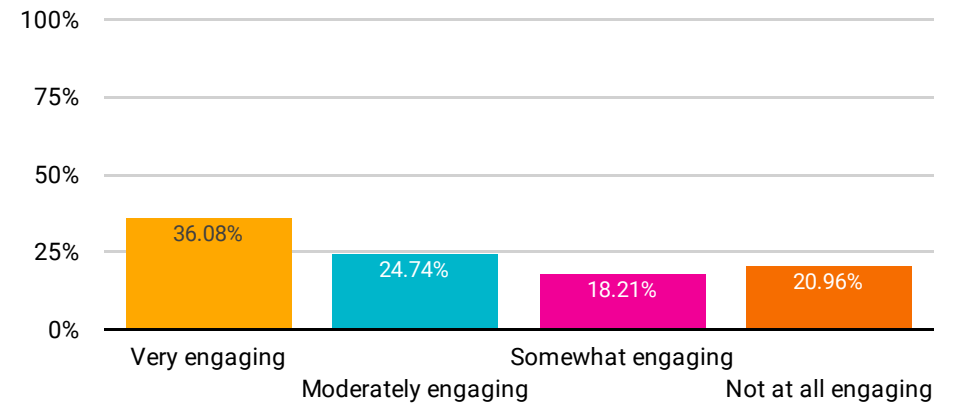
Teacher-directed lessons that children can complete at convenient times:



Very engaging	68
Moderately engaging	93
Somewhat engaging	77
Not at all engaging	67

**Grand total 305**

Video lessons and video check ins from special education teachers and specialists:



Very engaging	105
Moderately engaging	72
Somewhat engaging	53
Not at all engaging	61

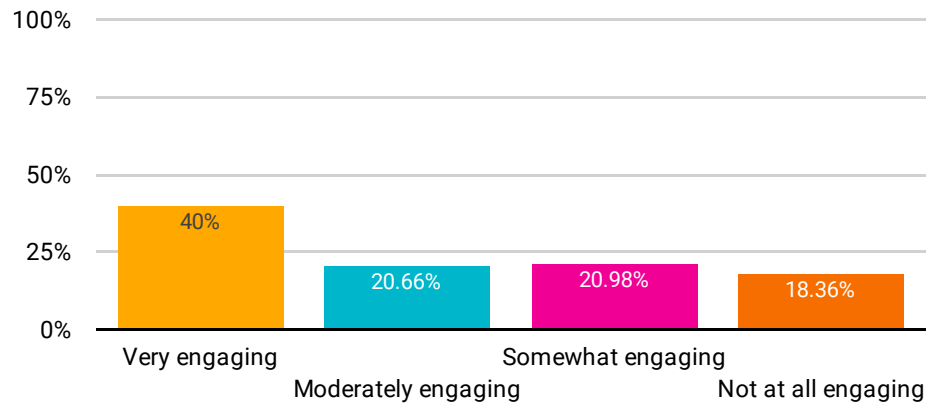
**Grand total 291**

# Public Schools of Brookline Parent/Guardian Survey - May 2020

Parent/Guardian feedback on extended closure

## Special Education Specific Questions

Special education teacher and specialist  
office hours:



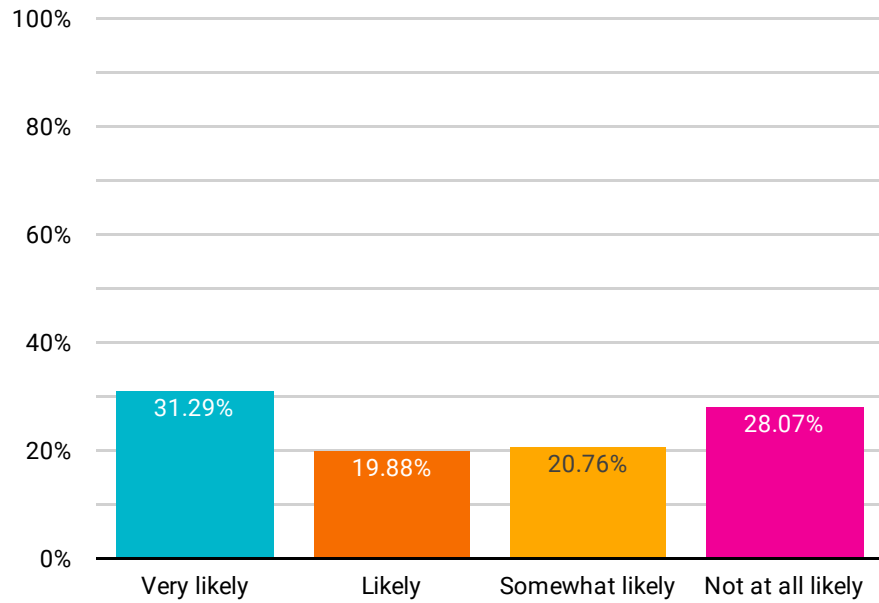
Very engaging	122
Moderately engaging	63
Somewhat engaging	64
Not at all engaging	56

**Grand total** 305

Public Schools of Brookline  
 Parent/Guardian Survey - May 2020  
 Parent/Guardian feedback on extended closure

Special Education Specific Questions

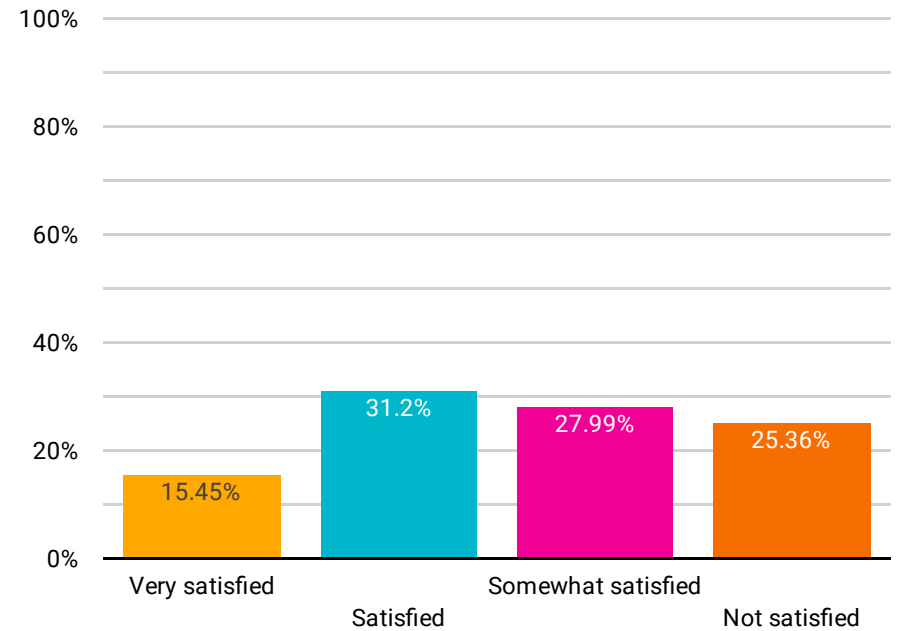
**If school buildings are allowed to reopen by summer, how likely would you be to send your child?**



Very likely	107
Likely	68
Somewhat likely	71
Not at all likely	96

**Grand total 342**

**How satisfied are you with the special education services provided to your child during remote learning?**



Very satisfied	53
Satisfied	107
Somewhat satisfied	96
Not satisfied	87

**Grand total 343**