

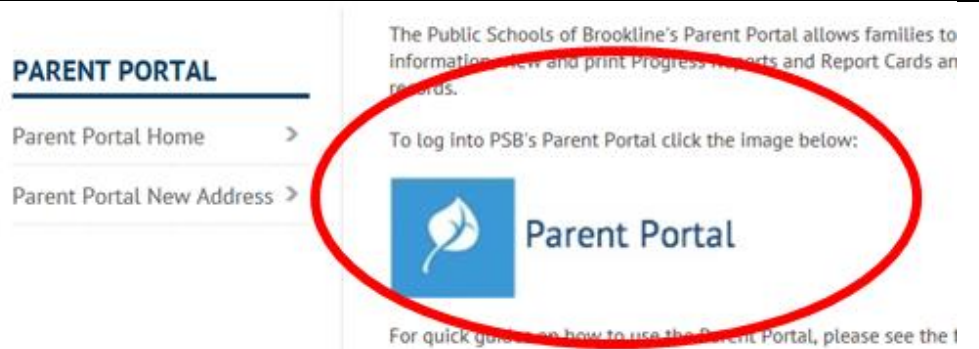


Looking up Student ID in Parent Portal

Please Note: If you have forgotten your login information, please email datateam@psbma.org with your name and your child(ren)'s name(s). Please allow up to 3 business days for a reply, due to volume

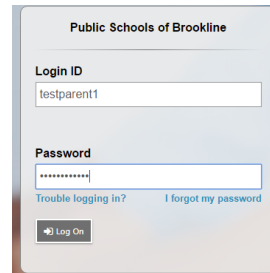
Log in to the Parent Portal at
<http://www.brookline.k12.ma.us/parentportal>

- Click on the leaf image to get to the log in screen

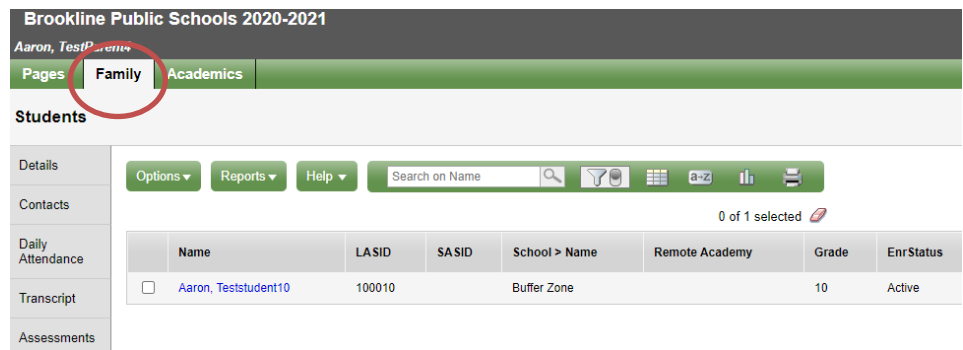


- Type in your Login ID and Password
- Click Log On

Please Note: Both Login ID and Password are case sensitive



- Click on the Family top tab in the upper left corner
- Click on the student name to open Demographics page



- Click on the student name to open Demographics page
- Look up Student ID or other important information

