

PUBLIC SCHOOLS of  
**BROOKLINE**

# **BEEP**

School Staff  
Spring 2017



Report created by  
Panorama Education



## Summary

Topic Description	Results
District Climate	<b>58%</b>
Educating All Students	<b>79%</b> ▲ 9 since last survey
Feedback	<b>56%</b> ▲ 5 since last survey
Professional Learning	<b>53%</b> ▲ 10 since last survey
School Climate	<b>81%</b> ▲ 11 since last survey
School Leadership	<b>56%</b> ▲ 10 since last survey
Staff-Family Relationships	<b>82%</b> ▲ 2 since last survey
Staff-Leadership Relationships	<b>69%</b> ▲ 13 since last survey



## Teaching Efficacy

**90%**

**▲ 4**

since last survey

---

64 responses

# District Climate

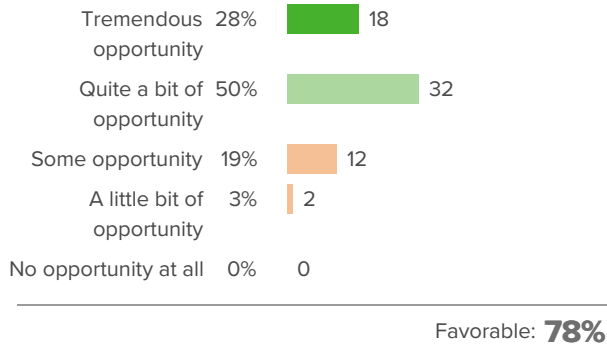
Your average

**58%**

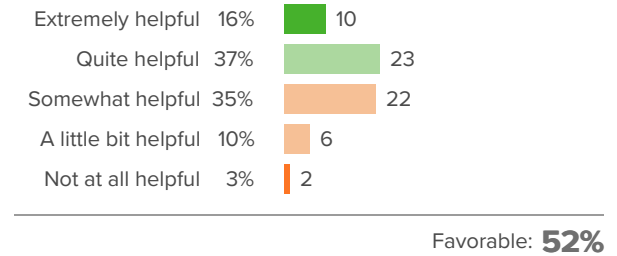
64 responses

## How did people respond?

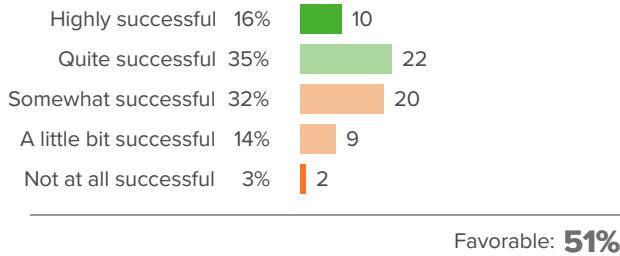
### Q.1: To what extent do you have the opportunity to do what you do best every day?



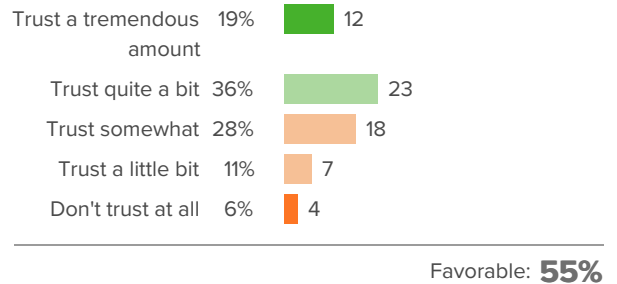
### Q.2: How helpful are district leaders in providing the support you need to do your job well?



### Q.3: How successful are district leaders in communicating important information to staff?

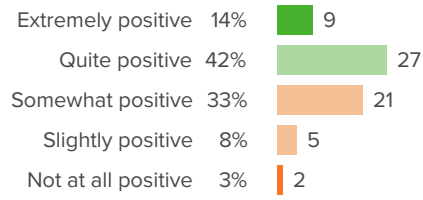


### Q.4: To what extent do you trust the district leaders to do what they say they will do?





**Q.5: Overall, how positive is the working environment in the district as a whole?**



---

Favorable: **56%**

# Educating All Students

Your average

**79%**

64 responses

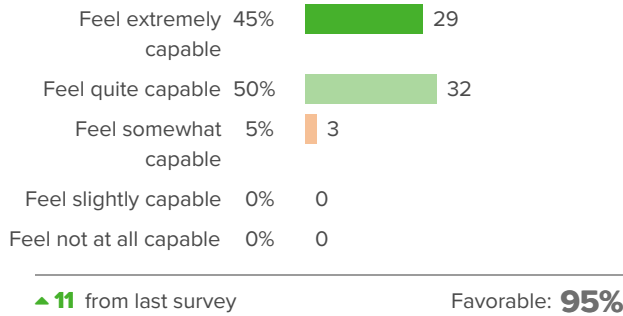
Change

**▲ 9**

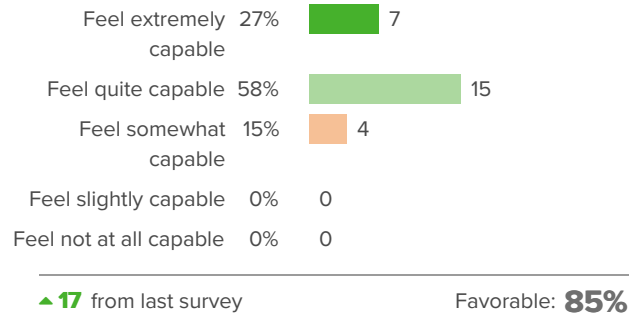
since last survey

## How did people respond?

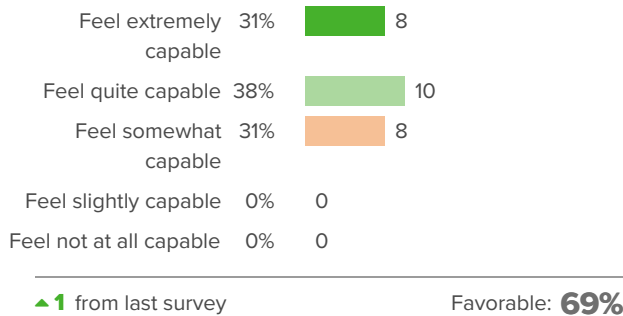
**Q.1: To what extent do you feel capable of interacting with students at this school who are from a different racial and/or cultural background from your own?**



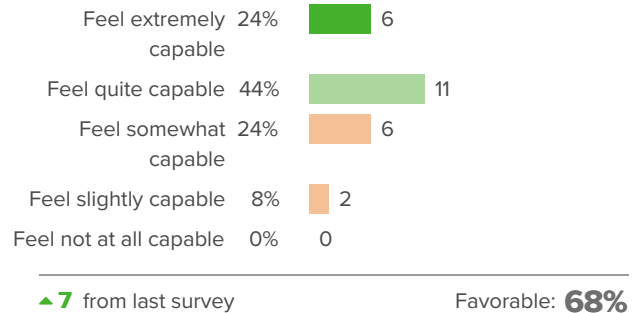
**Q.2: When an issue of diversity arises in your class, to what extent do you feel capable of addressing the situation?**



**Q.3: To what extent do you feel capable of incorporating material about people from different racial or cultural backgrounds into your curriculum?**



**Q.4: To what extent do you feel capable of having conversations about race with your students?**



# Feedback

Your average

**56%**

64 responses

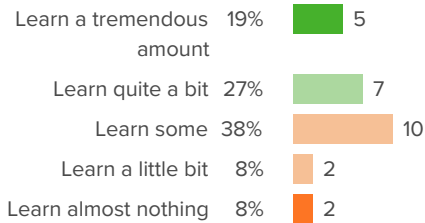
Change

**▲ 5**

since last survey

## How did people respond?

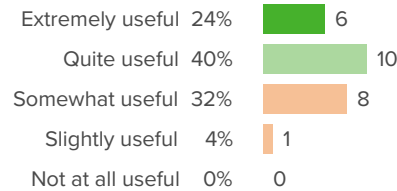
### Q.1: How much do you learn from the teacher evaluation processes at your school?



▼ 1 from last survey

Favorable: **46%**

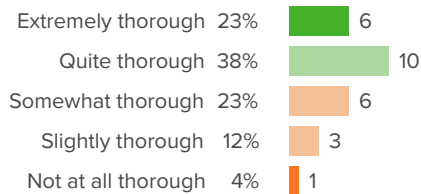
### Q.2: How useful do you find the feedback you receive on your teaching?



▲ 4 from last survey

Favorable: **64%**

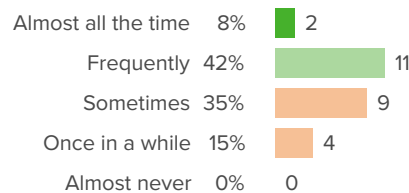
### Q.3: At your school, how thorough is the feedback you receive in covering all aspects of your role as a teacher?



▲ 7 from last survey

Favorable: **62%**

### Q.4: How often do you receive feedback on your teaching?



▲ 10 from last survey

Favorable: **50%**

# Professional Learning

Your average

**53%**

64 responses

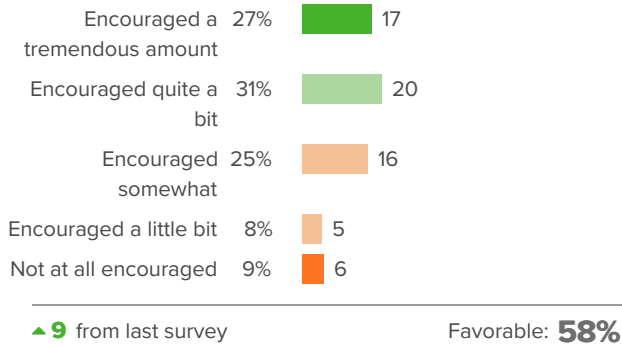
Change

**▲ 10**

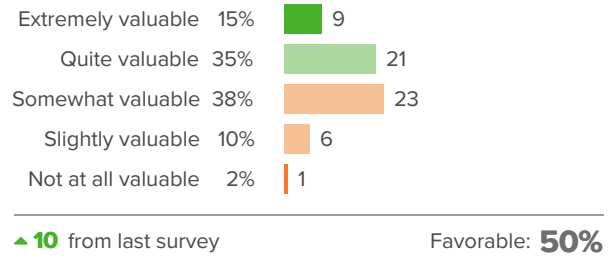
since last survey

## How did people respond?

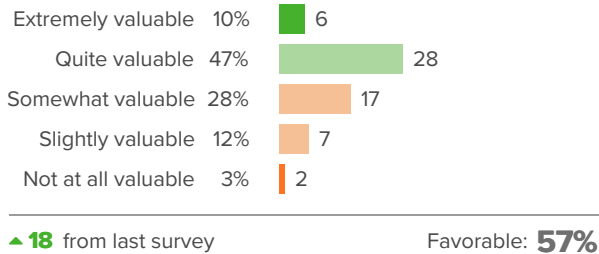
### Q.1: At this school, to what extent are your ideas and suggestions for improvement encouraged?



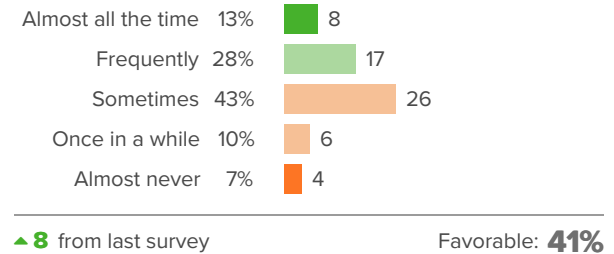
### Q.2: How valuable are the professional development opportunities that are organized by this school (or, for BHS teachers, department)?



### Q.3: How valuable are the professional development opportunities that are organized by district staff?



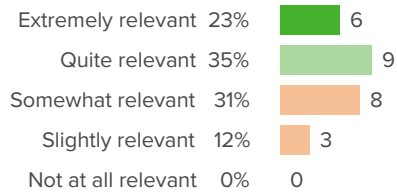
### Q.4: How often do your professional development opportunities help you explore new ideas?







**Q.5: How relevant have your professional development opportunities been to the content that you teach?**



▲ **5** from last survey

Favorable: **58%**

# School Climate

Your average

**81%**

64 responses

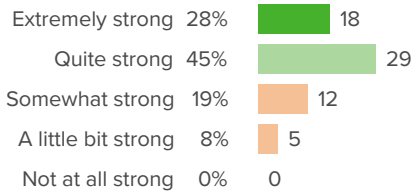
Change

**▲ 11**

since last survey

## How did people respond?

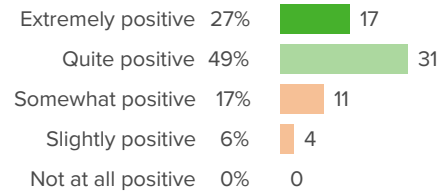
### Q.1: To what extent does this school have a strong sense of community?



▲ 13 from last survey

Favorable: **73%**

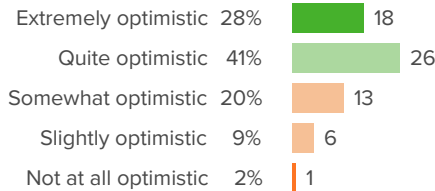
### Q.2: Overall, how positive is the working environment at this school?



▲ 21 from last survey

Favorable: **76%**

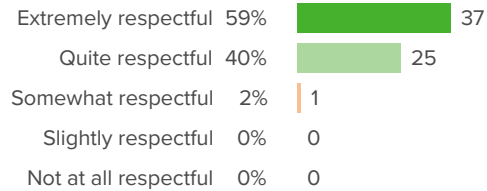
### Q.3: How optimistic are you that this school will continue to improve?



▲ 18 from last survey

Favorable: **69%**

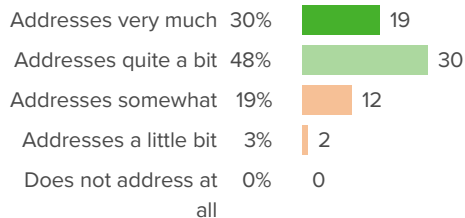
### Q.4: How respectful are the relationships between staff and students at this school?



▲ 4 from last survey

Favorable: **98%**

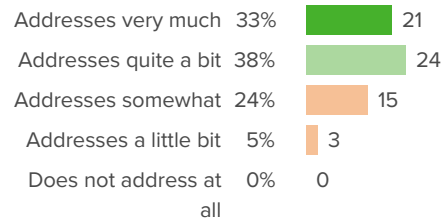
### Q.5: How well does this school address matters related to students' socioeconomic status?



▲ 13 from last survey

Favorable: **78%**

### Q.6: How well does this school address matters related to students' race/ethnicity?

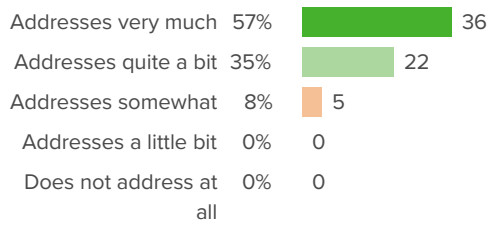


▲ 17 from last survey

Favorable: **71%**

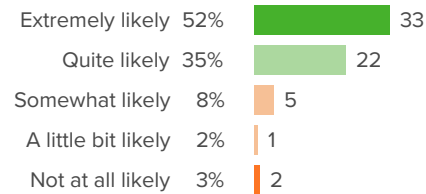


**Q.7: How well does this school address matters related to students' disabilities?**



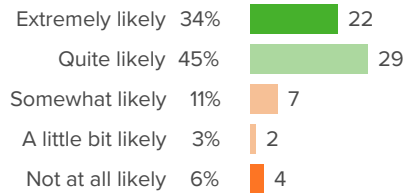
▼ **6** from last survey      Favorable: **92%**

**Q.8: If a friend or colleague were looking for a school to send their children, how likely would you be to recommend this school to them?**



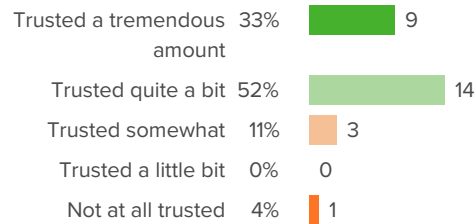
▼ **1** from last survey      Favorable: **87%**

**Q.9: If a friend or colleague were looking for a teaching job, how likely would you be to recommend this school to them?**



▲ **15** from last survey      Favorable: **80%**

**Q.10: To what extent are teachers at this school trusted to teach in the way they think is best?**



▲ **20** from last survey      Favorable: **85%**

# School Leadership

Your average

**56%**

64 responses

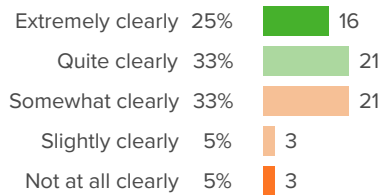
Change

**▲ 10**

since last survey

## How did people respond?

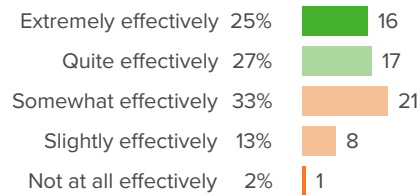
### Q.1: How clearly do school leaders identify their goals for this school?



▲ 14 from last survey

Favorable: **58%**

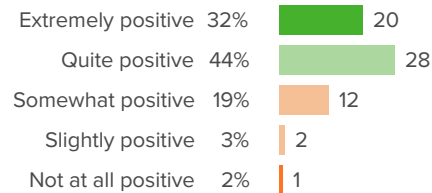
### Q.2: How effectively do school leaders communicate important information to staff?



▲ 3 from last survey

Favorable: **52%**

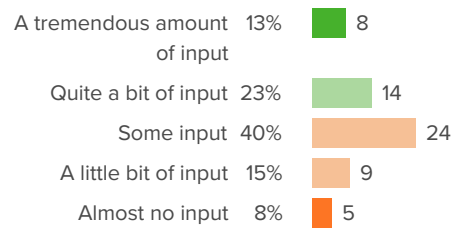
### Q.3: How positive is the tone that school leaders set for the culture of the school?



▲ 13 from last survey

Favorable: **76%**

### Q.4: When the school (or, for BHS teachers, department) makes important decisions, how much input do staff members have?



▲ 10 from last survey

Favorable: **37%**

# Staff-Family Relationships

Your average

**82%**

64 responses

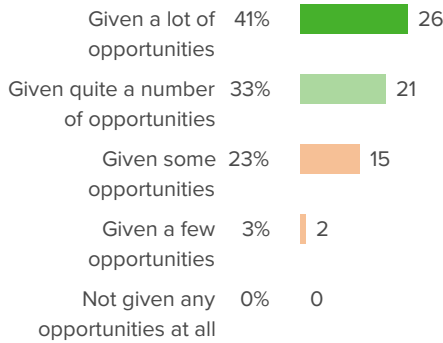
Change

**▲ 2**

since last survey

## How did people respond?

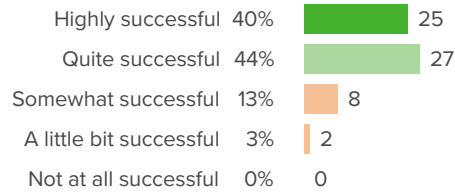
### Q.1: To what extent are parents/guardians given opportunities to be meaningfully involved at this school?



▲ 8 from last survey

Favorable: **73%**

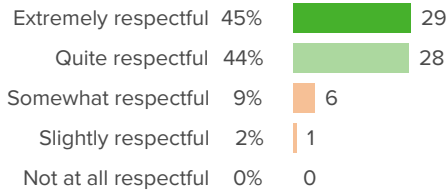
### Q.2: How successful is this school in communicating with students' families?



▲ 4 from last survey

Favorable: **84%**

### Q.3: At this school, how respectful are the parents towards you?



▼ 5 from last survey

Favorable: **89%**



# Staff-Leadership Relationships

Your average

**69%**

64 responses

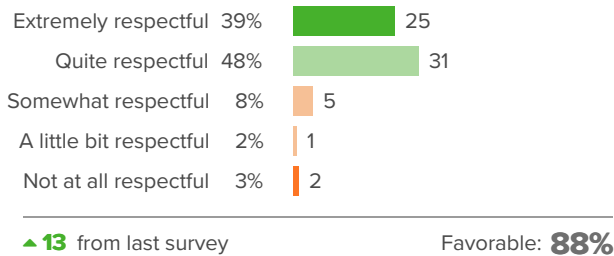
Change

**▲ 13**

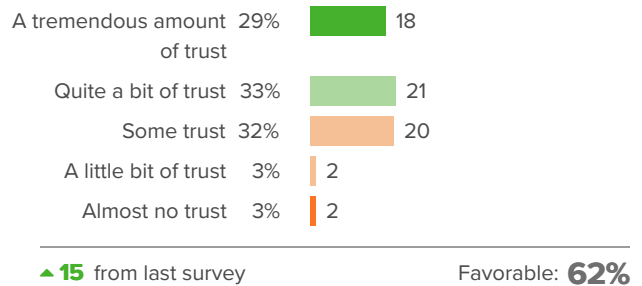
since last survey

## How did people respond?

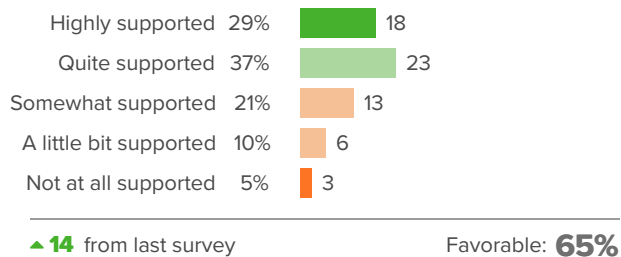
### Q.1: How respectful are this school's leaders towards you?



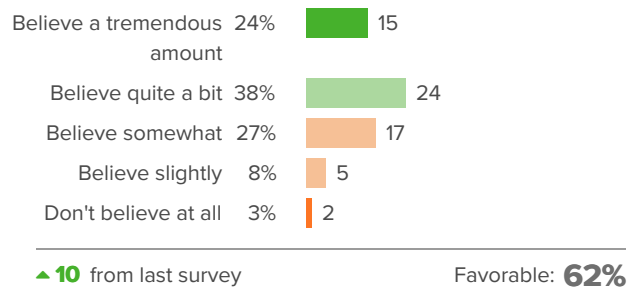
### Q.2: How much trust exists between school leaders and staff?



### Q.3: To what extent do you feel supported by this school's leaders?



### Q.4: To what extent do you believe this school's leaders will do what they say they will do?





# Teaching Efficacy

Your average

**90%**

64 responses

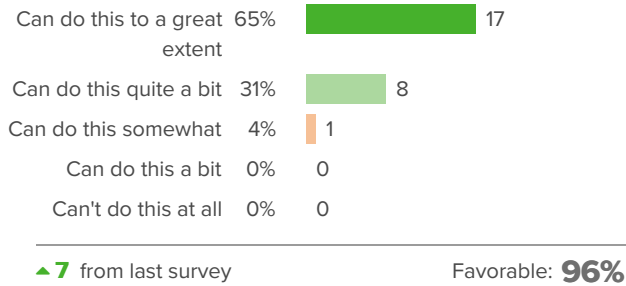
Change

**▲ 4**

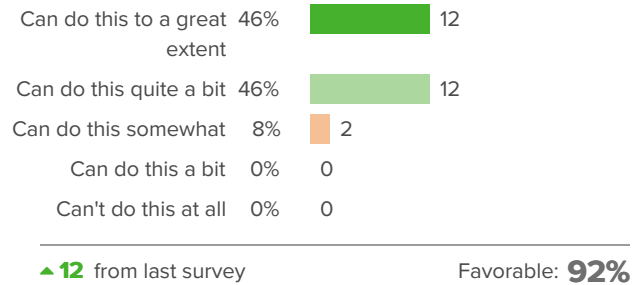
since last survey

## How did people respond?

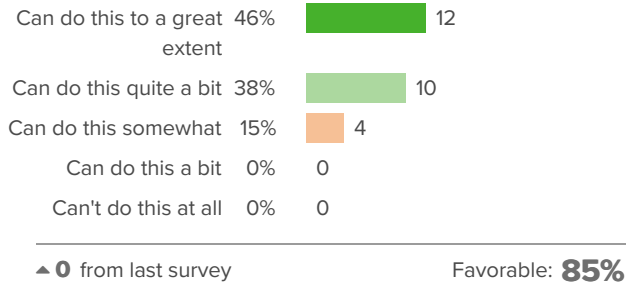
### Q.1: To what extent do you feel you can meet the learning needs of students with disabilities?



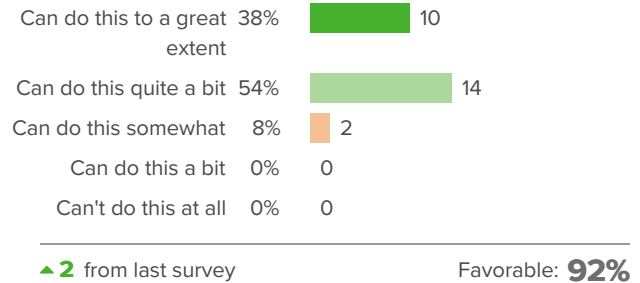
### Q.2: To what extent do you feel you can move through material at a pace that works well for each of your students?



### Q.3: To what extent do you feel you can manage particularly disruptive classes?

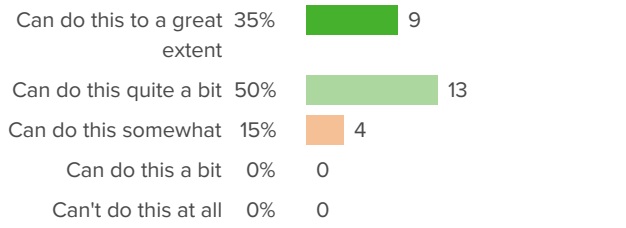


### Q.4: To what extent do you feel you can engage students who are not motivated?





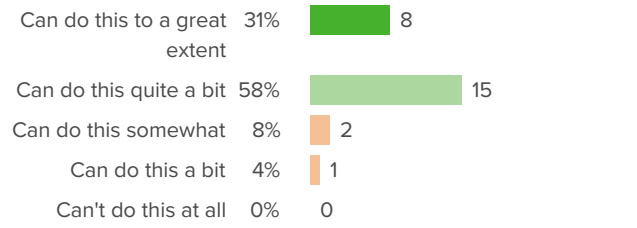
**Q.5: To what extent do you feel you can meet the learning needs of students whose first language is not English?**



▼ 5 from last survey

Favorable: **85%**

**Q.6: To what extent do you feel you can meet the learning needs of your most advanced students?**



▲ 9 from last survey

Favorable: **88%**