

PUBLIC SCHOOLS of
BROOKLINE

BEEP

School Staff
Spring 2018



Report created by
Panorama Education

Summary

Topic Description	Results
District Climate	65% ▲ 7 since last survey
Educating All Students	82% ▲ 3 since last survey
Feedback	71% ▲ 15 since last survey
Professional Learning	57% ▲ 4 since last survey
School Climate	84% ▲ 3 since last survey
School Leadership	67% ▲ 11 since last survey
Staff-Family Relationships	94% ▲ 12 since last survey
Staff-Leadership Relationships	77% ▲ 8 since last survey



Teaching Efficacy

93%

▲ 3

since last survey

78 responses

District Climate

Your average

65%

78 responses

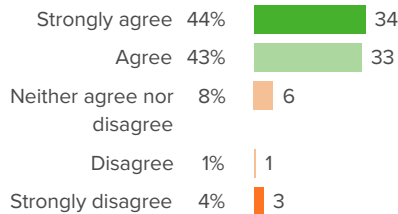
Change

▲ 7

since last survey

How did people respond?

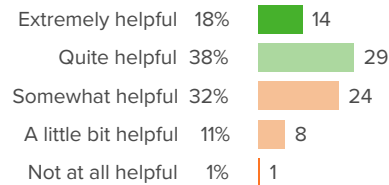
Q.1: At work I have the opportunity to do what I do best every day.



▲ 9 from last survey

Favorable: **87%**

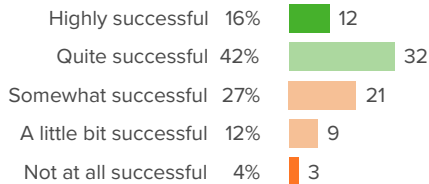
Q.2: How helpful are district leaders in providing the support you need to do your job well?



▲ 5 from last survey

Favorable: **57%**

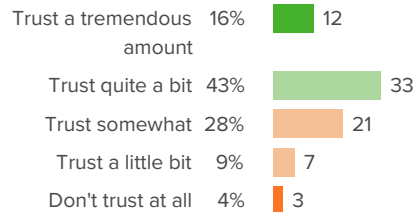
Q.3: How successful are district leaders in communicating important information to staff?



▲ 6 from last survey

Favorable: **57%**

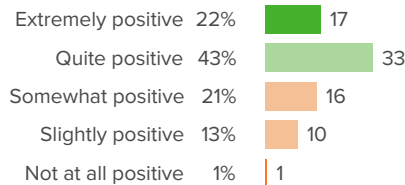
Q.4: To what extent do you trust the district leaders to do what they say they will do?



▲ 4 from last survey

Favorable: **59%**

Q.5: Overall, how positive is the working environment in the district as a whole?



▲ 9 from last survey

Favorable: **65%**

Educating All Students

Your average

82%

78 responses

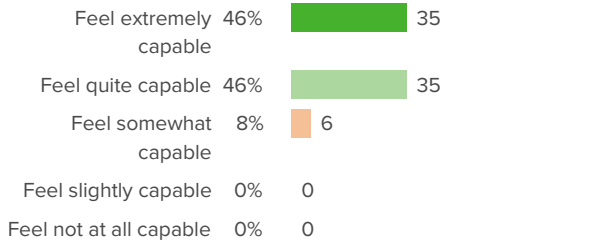
Change

▲ 3

since last survey

How did people respond?

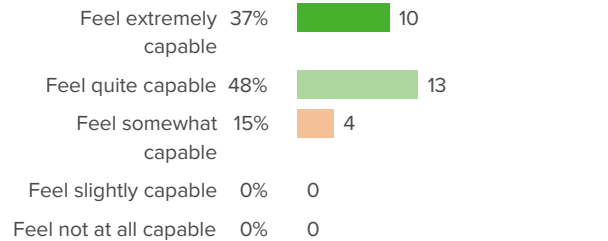
Q.1: To what extent do you feel capable of interacting with students at this school who are from a different racial and/or cultural background from your own?



▼ **3** from last survey

Favorable: **92%**

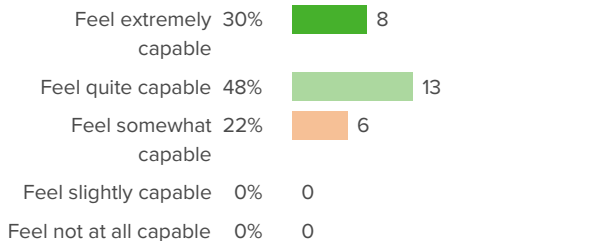
Q.2: When an issue of diversity arises in your class, to what extent do you feel capable of addressing the situation?



▲ **0** from last survey

Favorable: **85%**

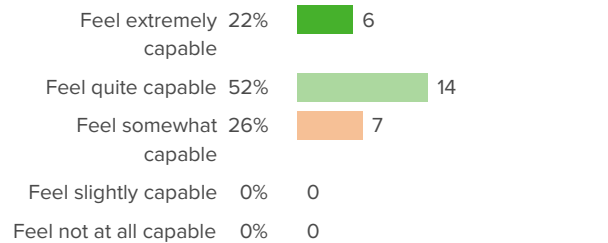
Q.3: To what extent do you feel capable of incorporating material about people from different racial or cultural backgrounds into your curriculum?



▲ **9** from last survey

Favorable: **78%**

Q.4: To what extent do you feel capable of having conversations about race with your students?



▲ **6** from last survey

Favorable: **74%**

Feedback

Your average

71%

78 responses

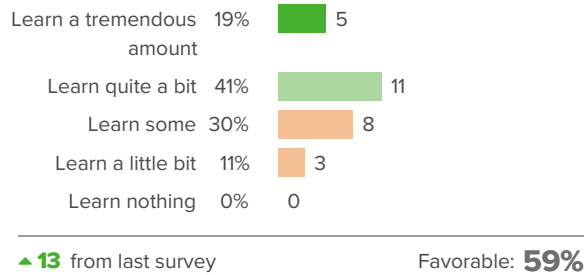
Change

▲ 15

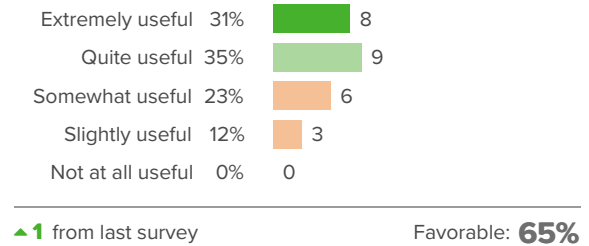
since last survey

How did people respond?

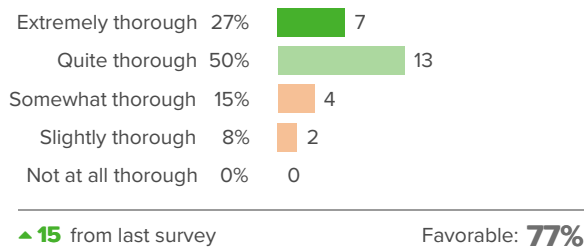
Q.1: How much do you learn from the teacher evaluation processes at your school?



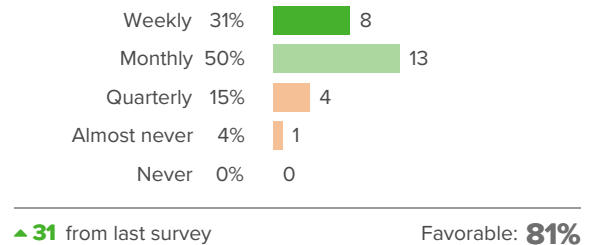
Q.2: How useful do you find the feedback you receive on your teaching?



Q.3: At your school, how thorough is the feedback you receive in covering all aspects of your role as a teacher?



Q.4: How often do you receive (formal or informal) feedback on your teaching?



Professional Learning

Your average

57%

78 responses

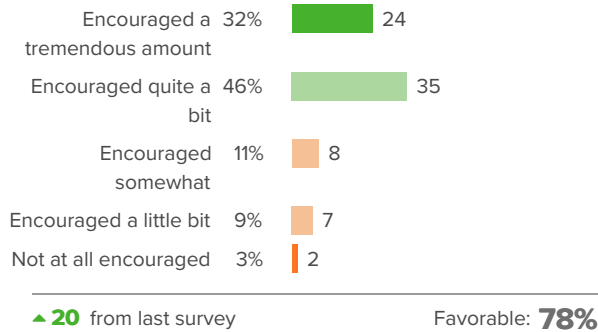
Change

▲ 4

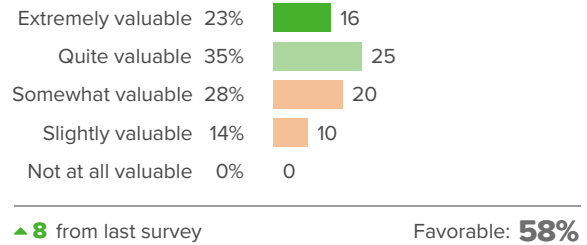
since last survey

How did people respond?

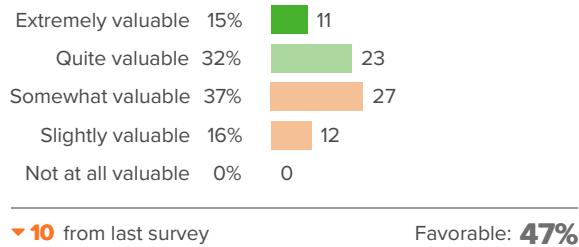
Q.1: At this school, to what extent are your ideas and suggestions for improvement encouraged?



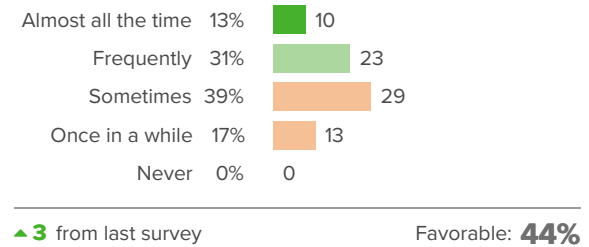
Q.2: How valuable are the professional development opportunities that are organized by this school (or, for BHS teachers, department)?



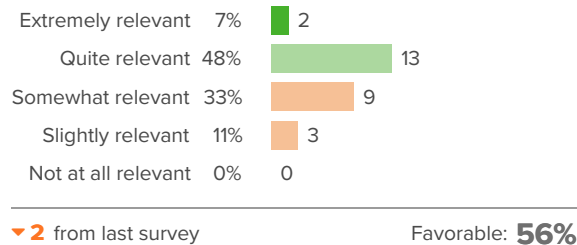
Q.3: How valuable are the professional development opportunities that are organized by district staff?



Q.4: How often do your professional development opportunities help you explore new ideas?



Q.5: How relevant have your professional development opportunities been to the content that you teach?



School Climate

Your average

84%

78 responses

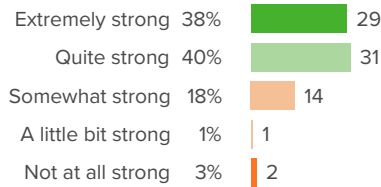
Change

▲ 3

since last survey

How did people respond?

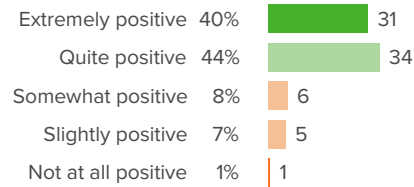
Q.1: To what extent does this school have a strong sense of community?



▲ 5 from last survey

Favorable: **78%**

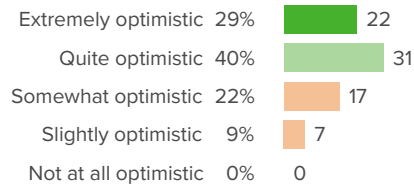
Q.2: Overall, how positive is the working environment at this school?



▲ 8 from last survey

Favorable: **84%**

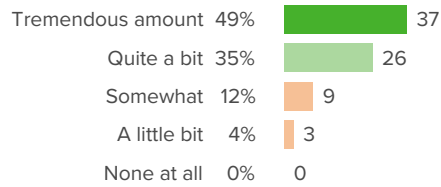
Q.3: How optimistic are you that this school will continue to improve?



▲ 0 from last survey

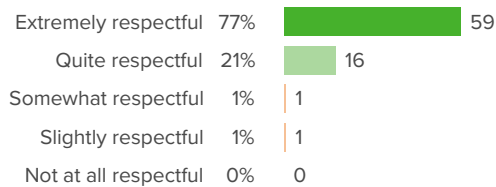
Favorable: **69%**

Q.4: To what extent is there a culture of collaboration among educators in their school?



Favorable: **84%**

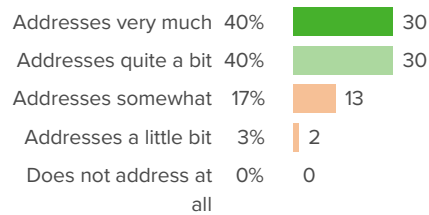
Q.5: How respectful are the relationships between staff and students at this school?



▼ 1 from last survey

Favorable: **97%**

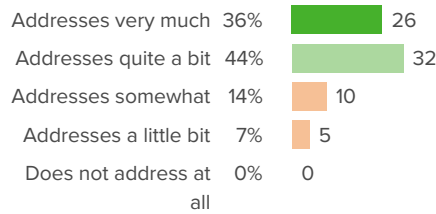
Q.6: How well does this school address matters related to students' socioeconomic status?



▲ 2 from last survey

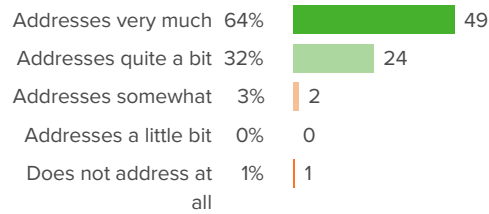
Favorable: **80%**

Q.7: How well does this school address matters related to students' race/ethnicity?



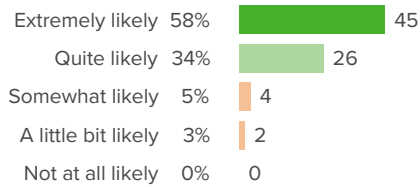
▲ **8** from last survey Favorable: **79%**

Q.8: How well does this school address matters related to students' disabilities?



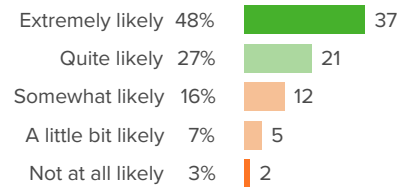
▲ **4** from last survey Favorable: **96%**

Q.9: If a friend or colleague were looking for a school to send their children, how likely would you be to recommend this school to them?



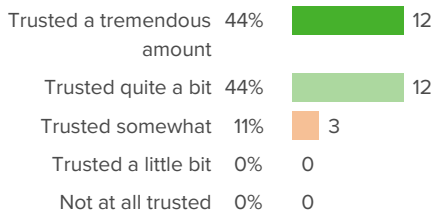
▲ **5** from last survey Favorable: **92%**

Q.10: If a friend or colleague were looking for a teaching job, how likely would you be to recommend this school to them?



▼ **5** from last survey Favorable: **75%**

Q.11: To what extent are teachers at this school trusted to teach in the way they think is best?



▲ **4** from last survey Favorable: **89%**

School Leadership

Your average

67%

78 responses

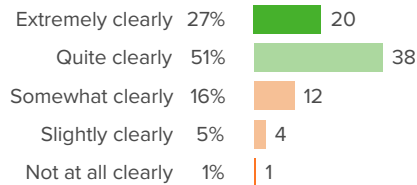
Change

▲ 11

since last survey

How did people respond?

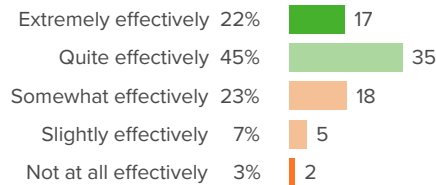
Q.1: How clearly do school leaders communicate and reinforce their goals for this school?



▲ 19 from last survey

Favorable: **77%**

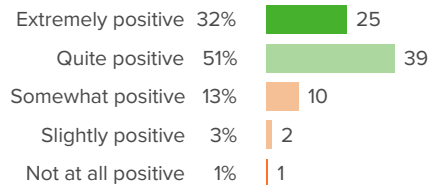
Q.2: How effectively do school leaders communicate important information to staff?



▲ 16 from last survey

Favorable: **68%**

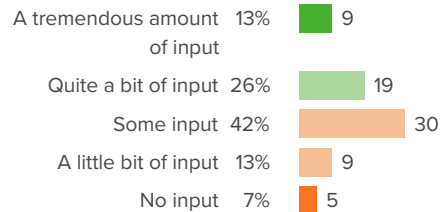
Q.3: How positive is the culture of this school?



▲ 7 from last survey

Favorable: **83%**

Q.4: When the school (or, for BHS teachers, department) makes important decisions, how much input do staff members have?



▲ 2 from last survey

Favorable: **39%**

Staff-Family Relationships

Your average

94%

78 responses

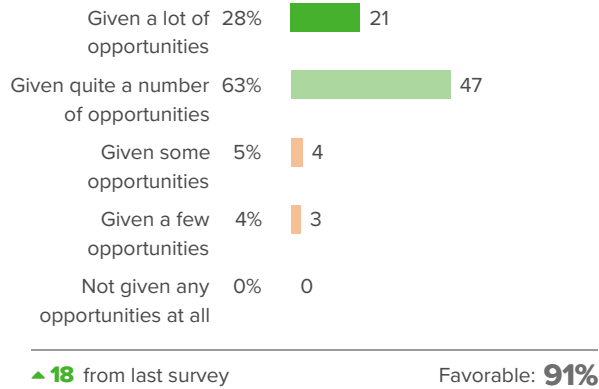
Change

▲ 12

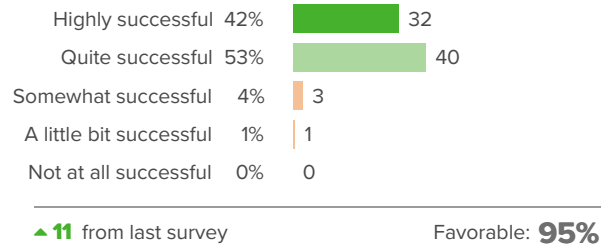
since last survey

How did people respond?

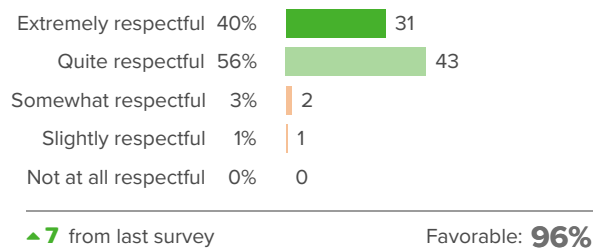
Q.1: To what extent are parents/guardians given opportunities to be meaningfully involved at this school?



Q.2: How successful is this school in communicating with students' families?



Q.3: At this school, how respectful are the parents towards you?



Staff-Leadership Relationships

Your average

77%

78 responses

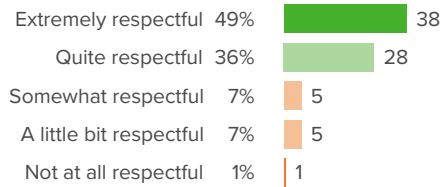
Change

▲ 8

since last survey

How did people respond?

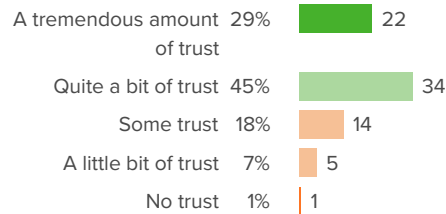
Q.1: How respectful are this school's leaders towards you?



▼ 2 from last survey

Favorable: **86%**

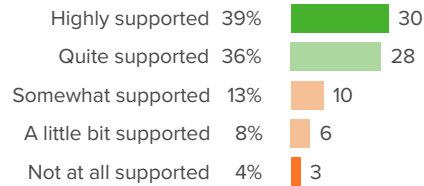
Q.2: How much trust exists between school leaders and staff?



▲ 12 from last survey

Favorable: **74%**

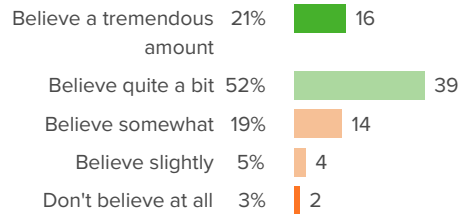
Q.3: To what extent do you feel supported by this school's leaders?



▲ 10 from last survey

Favorable: **75%**

Q.4: To what extent do you believe this school's leaders will do what they say they will do?



▲ 11 from last survey

Favorable: **73%**

Teaching Efficacy

Your average

93%

78 responses

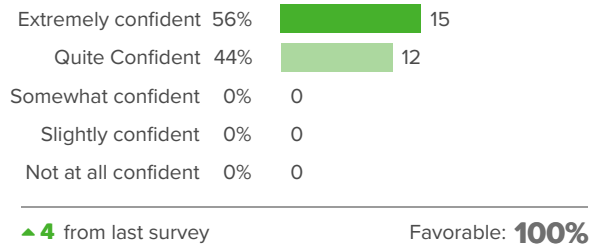
Change

▲ 3

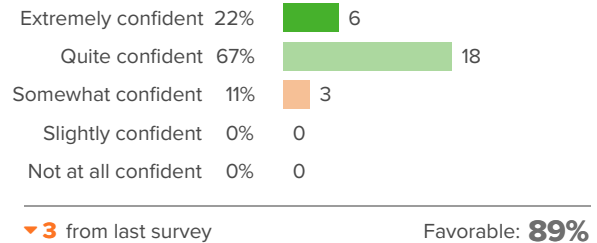
since last survey

How did people respond?

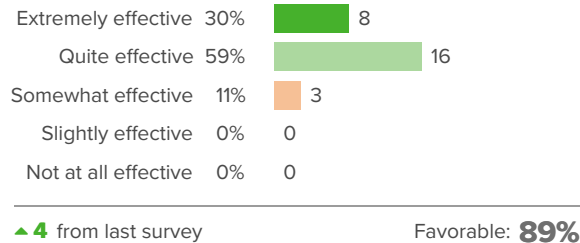
Q.1: How confident are you that you can meet the learning needs of students with disabilities?



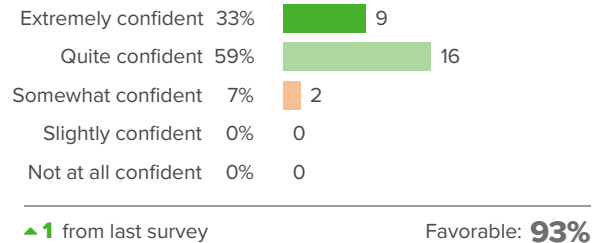
Q.2: How confident are you that you can move through material at a pace that works well for each of your students?



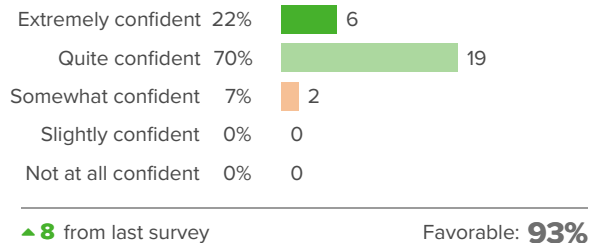
Q.3: How effective do you think you are at managing particularly disruptive classes?



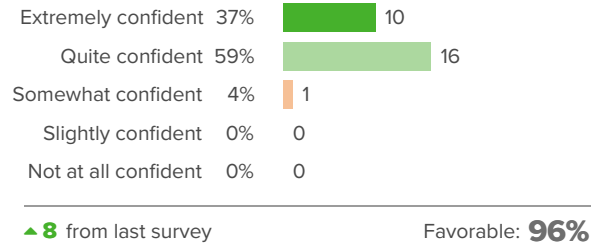
Q.4: How confident are you that you can engage students who typically are not motivated?



Q.5: How confident are you that you can meet the learning needs of students whose first language is not English?



Q.6: How confident are you that you can meet the learning needs of your most advanced students?





Other questions

How did people respond? _____

