

PUBLIC SCHOOLS of
BROOKLINE

Beep

School Staff
Spring 2017



Report created by
Panorama Education

Summary

Topic Description	Results	Comparison
District Climate	76%	48% Brookline Public Schools
Educating All Students	90% ▼ 10 since last survey	73% Brookline Public Schools
Feedback	95% ▲ 14 since last survey	27% Brookline Public Schools
Professional Learning	74% ▼ 15 since last survey	39% Brookline Public Schools
School Climate	92% ▼ 7 since last survey	67% Brookline Public Schools
School Leadership	70% ▼ 18 since last survey	55% Brookline Public Schools
Staff-Family Relationships	92% ▲ 3 since last survey	72% Brookline Public Schools
Staff-Leadership Relationships	84% ▼ 17 since last survey	66% Brookline Public Schools



Teaching Efficacy

97%

▼ **3**

since last survey

68%

Brookline Public Schools

9 teacher & staff responses

District Climate

Your average

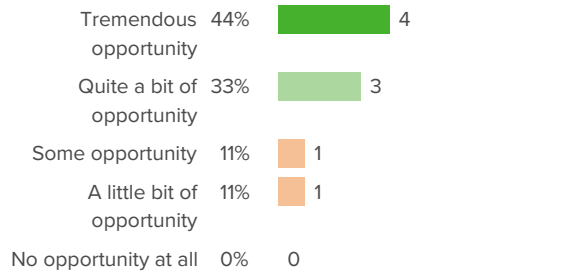
76%

9 responses

District average: **48%** Brookline Public Schools

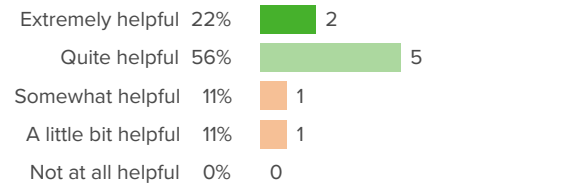
How did teachers & staff respond?

Q.1: To what extent do you have the opportunity to do what you do best every day?



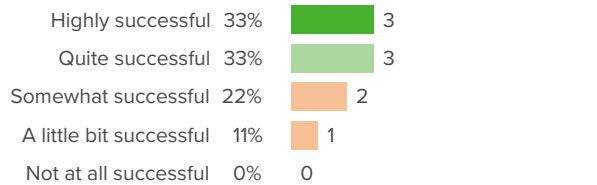
Favorable: **78%**

Q.2: How helpful are district leaders in providing the support you need to do your job well?



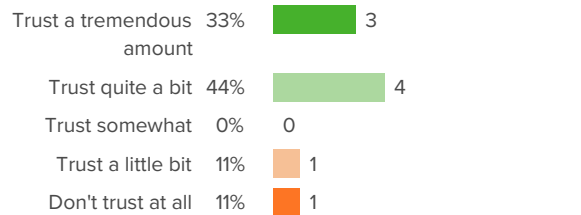
Favorable: **78%**

Q.3: How successful are district leaders in communicating important information to staff?



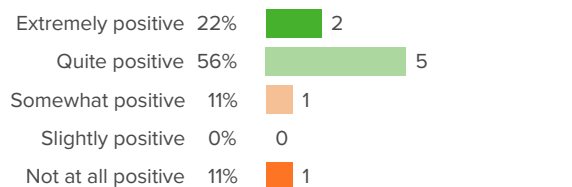
Favorable: **67%**

Q.4: To what extent do you trust the district leaders to do what they say they will do?



Favorable: **78%**

Q.5: Overall, how positive is the working environment in the district as a whole?



Favorable: **78%**

Educating All Students

Your average

90%

9 responses

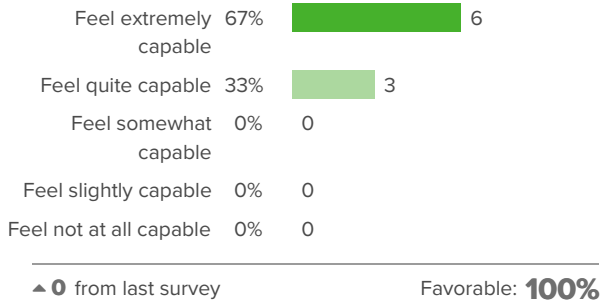
Change

▼ **10**

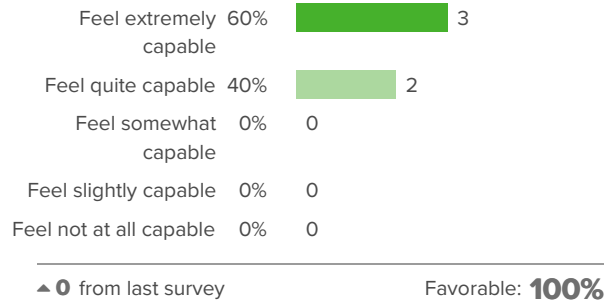
District average: **73%** Brookline Public Schools

How did teachers & staff respond?

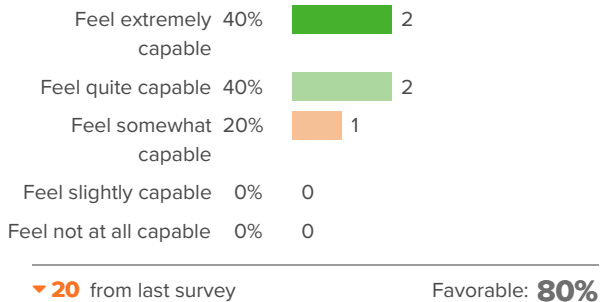
Q.1: To what extent do you feel capable of interacting with students at this school who are from a different racial and/or cultural background from your own?



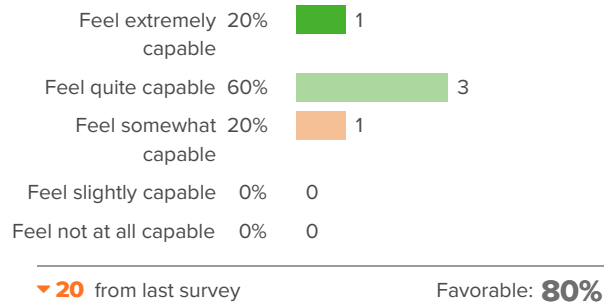
Q.2: When an issue of diversity arises in your class, to what extent do you feel capable of addressing the situation?



Q.3: To what extent do you feel capable of incorporating material about people from different racial or cultural backgrounds into your curriculum?



Q.4: To what extent do you feel capable of having conversations about race with your students?



Feedback

Your average

95%

9 responses

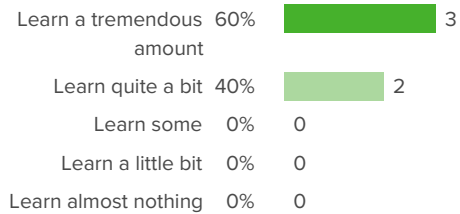
Change

▲ 14

District average: **27%** Brookline Public Schools

How did teachers & staff respond?

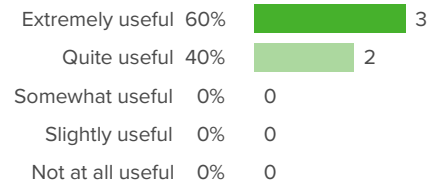
Q.1: How much do you learn from the teacher evaluation processes at your school?



▲ 25 from last survey

Favorable: **100%**

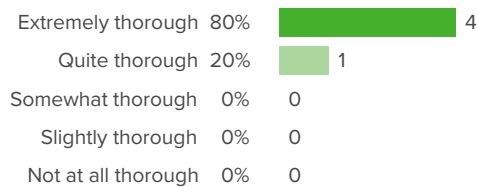
Q.2: How useful do you find the feedback you receive on your teaching?



▲ 25 from last survey

Favorable: **100%**

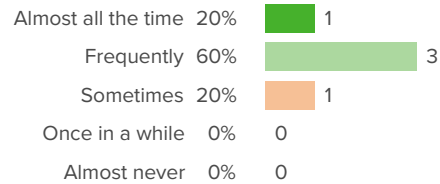
Q.3: At your school, how thorough is the feedback you receive in covering all aspects of your role as a teacher?



▲ 0 from last survey

Favorable: **100%**

Q.4: How often do you receive feedback on your teaching?



▲ 5 from last survey

Favorable: **80%**

Professional Learning

Your average

74%

9 responses

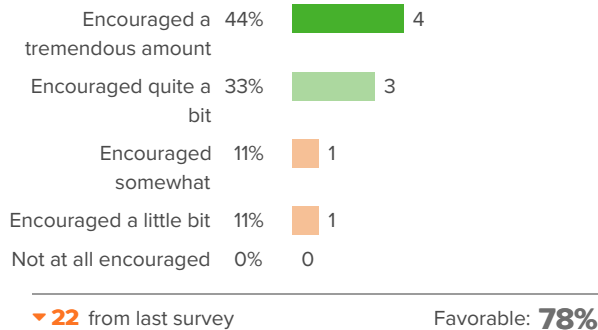
Change

▼ **15**

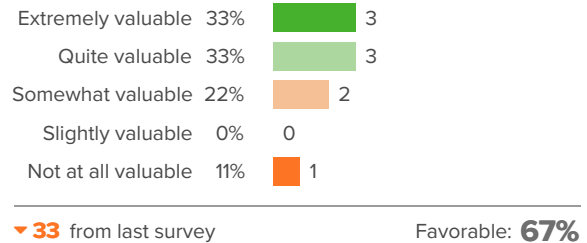
District average: **39%** Brookline Public Schools

How did teachers & staff respond?

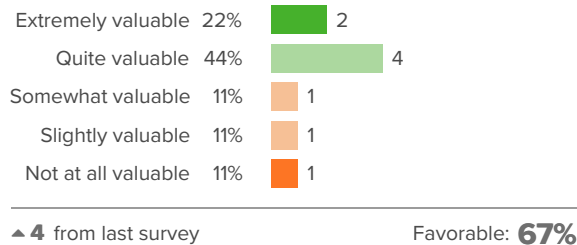
Q.1: At this school, to what extent are your ideas and suggestions for improvement encouraged?



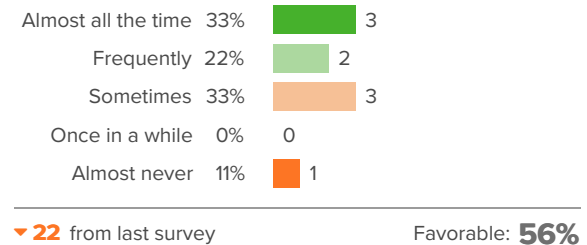
Q.2: How valuable are the professional development opportunities that are organized by this school (or, for BHS teachers, department)?



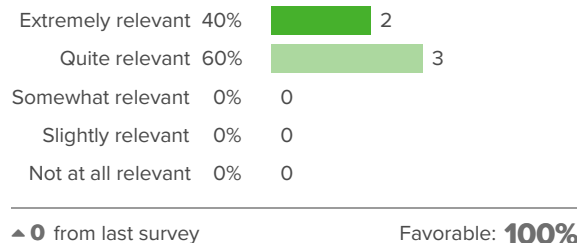
Q.3: How valuable are the professional development opportunities that are organized by district staff?



Q.4: How often do your professional development opportunities help you explore new ideas?



Q.5: How relevant have your professional development opportunities been to the content that you teach?



School Climate

Your average

92%

9 responses

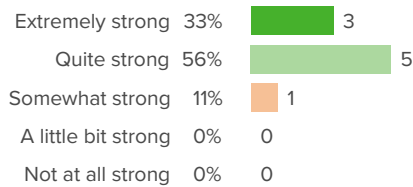
Change

▼ **7**

District average: **67%** Brookline Public Schools

How did teachers & staff respond?

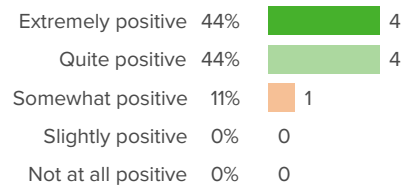
Q.1: To what extent does this school have a strong sense of community?



▼ **11** from last survey

Favorable: **89%**

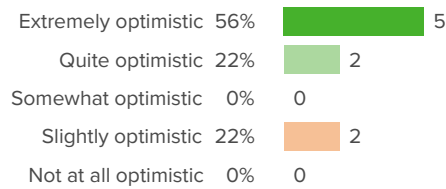
Q.2: Overall, how positive is the working environment at this school?



▼ **11** from last survey

Favorable: **89%**

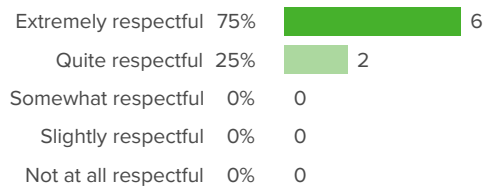
Q.3: How optimistic are you that this school will continue to improve?



▼ **22** from last survey

Favorable: **78%**

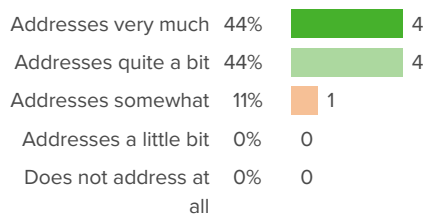
Q.4: How respectful are the relationships between staff and students at this school?



▲ **0** from last survey

Favorable: **100%**

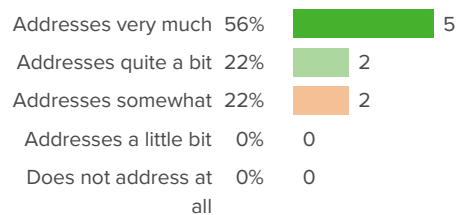
Q.5: How well does this school address matters related to students' socioeconomic status?



▼ **11** from last survey

Favorable: **89%**

Q.6: How well does this school address matters related to students' race/ethnicity?



▼ **10** from last survey

Favorable: **78%**



Q.7: How well does this school address matters related to students' disabilities?

Addresses very much	67%		6
Addresses quite a bit	33%		3
Addresses somewhat	0%		0
Addresses a little bit	0%		0
Does not address at all	0%		0

▲ 0 from last survey Favorable: **100%**

Q.8: If a friend or colleague were looking for a school to send their children, how likely would you be to recommend this school to them?

Extremely likely	67%		6
Quite likely	33%		3
Somewhat likely	0%		0
A little bit likely	0%		0
Not at all likely	0%		0

▲ 0 from last survey Favorable: **100%**

Q.9: If a friend or colleague were looking for a teaching job, how likely would you be to recommend this school to them?

Extremely likely	56%		5
Quite likely	44%		4
Somewhat likely	0%		0
A little bit likely	0%		0
Not at all likely	0%		0

▲ 0 from last survey Favorable: **100%**

Q.10: To what extent are teachers at this school trusted to teach in the way they think is best?

Trusted a tremendous amount	80%		4
Trusted quite a bit	20%		1
Trusted somewhat	0%		0
Trusted a little bit	0%		0
Not at all trusted	0%		0

▲ 0 from last survey Favorable: **100%**

School Leadership

Your average

70%

9 responses

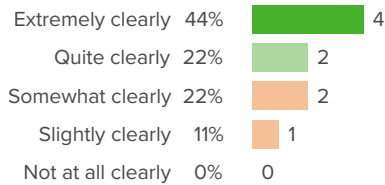
Change

▼ **18**

District average: **55%** Brookline Public Schools

How did teachers & staff respond?

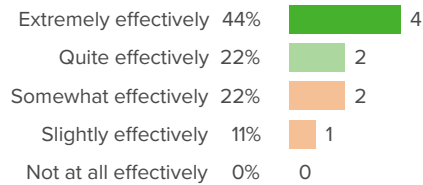
Q.1: How clearly do school leaders identify their goals for this school?



▼ **21** from last survey

Favorable: **67%**

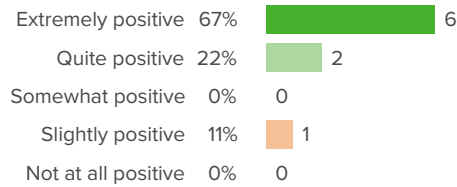
Q.2: How effectively do school leaders communicate important information to staff?



▼ **33** from last survey

Favorable: **67%**

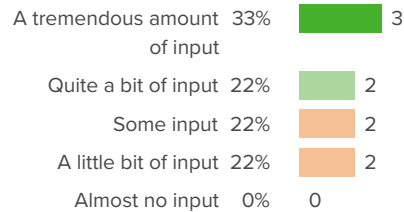
Q.3: How positive is the tone that school leaders set for the culture of the school?



▼ **11** from last survey

Favorable: **89%**

Q.4: When the school (or, for BHS teachers, department) makes important decisions, how much input do staff members have?



▼ **7** from last survey

Favorable: **56%**

Staff-Family Relationships

Your average

92%

9 responses

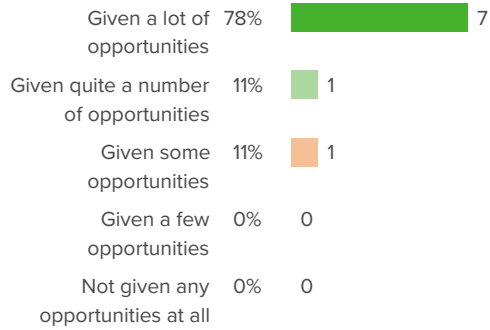
Change

▲ 3

District average: **72%** Brookline Public Schools

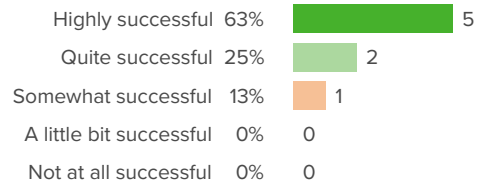
How did teachers & staff respond?

Q.1: To what extent are parents/guardians given opportunities to be meaningfully involved at this school?



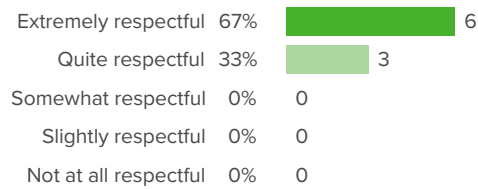
▲ 0 from last survey Favorable: **89%**

Q.2: How successful is this school in communicating with students' families?



▼ 12 from last survey Favorable: **88%**

Q.3: At this school, how respectful are the parents towards you?



▲ 22 from last survey Favorable: **100%**

Staff-Leadership Relationships

Your average

84%

9 responses

Change

▼ **17**

District average: **66%** Brookline Public Schools

How did teachers & staff respond?

Q.1: How respectful are this school's leaders towards you?

Extremely respectful	67%		6
Quite respectful	33%		3
Somewhat respectful	0%		0
A little bit respectful	0%		0
Not at all respectful	0%		0

▲ **0** from last survey

Favorable: **100%**

Q.2: How much trust exists between school leaders and staff?

A tremendous amount of trust	44%		4
Quite a bit of trust	22%		2
Some trust	33%		3
A little bit of trust	0%		0
Almost no trust	0%		0

▼ **33** from last survey

Favorable: **67%**

Q.3: To what extent do you feel supported by this school's leaders?

Highly supported	56%		5
Quite supported	33%		3
Somewhat supported	0%		0
A little bit supported	11%		1
Not at all supported	0%		0

▼ **11** from last survey

Favorable: **89%**

Q.4: To what extent do you believe this school's leaders will do what they say they will do?

Believe a tremendous amount	44%		4
Believe quite a bit	33%		3
Believe somewhat	11%		1
Believe slightly	11%		1
Don't believe at all	0%		0

▼ **22** from last survey

Favorable: **78%**

Teaching Efficacy

Your average

97%

9 responses

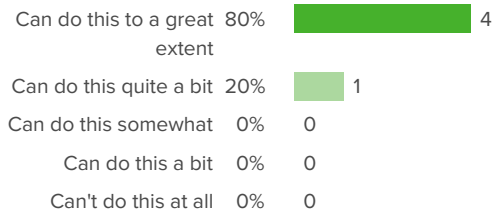
Change

▼ **3**

District average: **68%** Brookline Public Schools

How did teachers & staff respond?

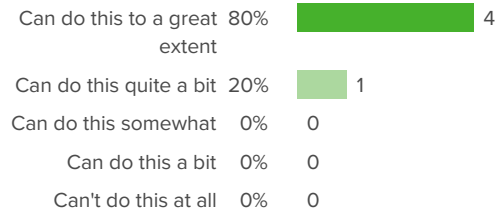
Q.1: To what extent do you feel you can meet the learning needs of students with disabilities?



▲ **0** from last survey

Favorable: **100%**

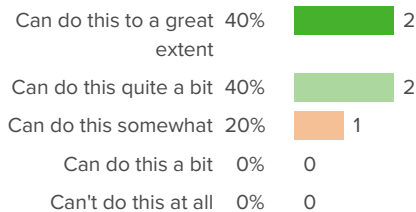
Q.2: To what extent do you feel you can move through material at a pace that works well for each of your students?



▲ **0** from last survey

Favorable: **100%**

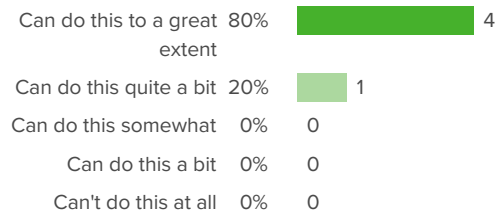
Q.3: To what extent do you feel you can manage particularly disruptive classes?



▼ **20** from last survey

Favorable: **80%**

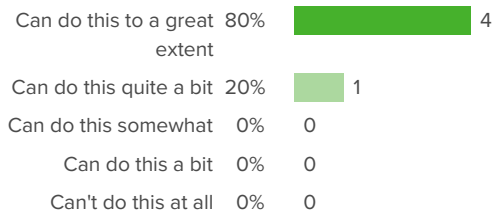
Q.4: To what extent do you feel you can engage students who are not motivated?



▲ **0** from last survey

Favorable: **100%**

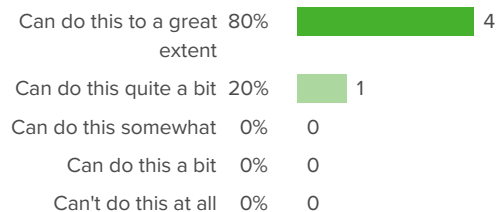
Q.5: To what extent do you feel you can meet the learning needs of students whose first language is not English?



▲ **0** from last survey

Favorable: **100%**

Q.6: To what extent do you feel you can meet the learning needs of your most advanced students?



▲ **0** from last survey

Favorable: **100%**



Other questions

How did teachers & staff respond? _____

