

PUBLIC SCHOOLS of  
**BROOKLINE**

# Coolidge Corner School

K-8 Family Survey  
Spring 2019



Report created by  
Panorama Education



## Summary

Topic Description	Results	Comparison
<b>Communications</b>	<b>57%</b>	<b>59%</b> K - 8 <b>59%</b> Brookline Public Schools
<b>District Climate</b>	<b>58%</b>	<b>60%</b> K - 8 <b>60%</b> Brookline Public Schools
<b>Family Engagement</b>	<b>41%</b>	<b>46%</b> K - 8 <b>46%</b> Brookline Public Schools
<b>School Climate</b>	<b>69%</b>	<b>73%</b> K - 8 <b>73%</b> Brookline Public Schools
<b>School Fit</b>	<b>62%</b>	<b>66%</b> K - 8 <b>66%</b> Brookline Public Schools
<b>School Safety</b>	<b>57%</b>	<b>59%</b> K - 8 <b>59%</b> Brookline Public Schools

275 responses

# Communications

Your average

**57%**

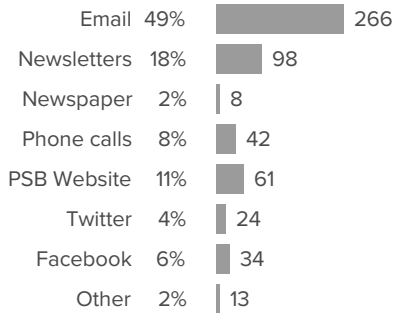
275 responses

K - 8 Grouping average: **59%** K - 8

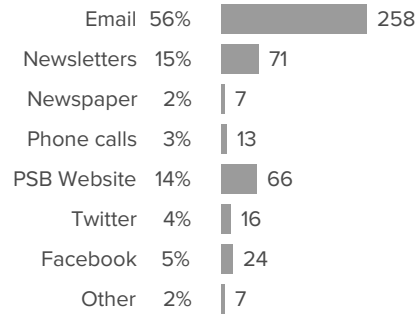
District average: **59%** Brookline Public Schools

## How did people respond?

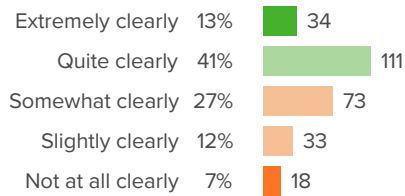
**Q.1: What is the best way for the school/district to stay in communication with you? (check all that apply)**



**Q.2: Of the following, which source do you use the most to get information about the school/district? (check all that apply)**

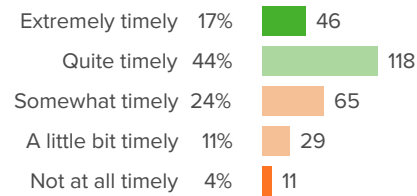


**Q.3: How clearly do this school's leaders identify their goals for the school?**



Favorable: **54%**

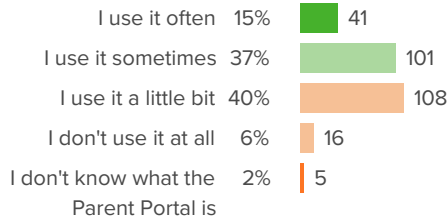
**Q.4: How timely is the feedback that teachers at this school provide to students about their learning?**



Favorable: **61%**

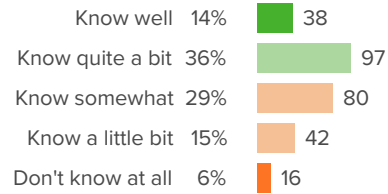


**Q.5: To what extent do you use the Parent Portal to access information about your child's academic progress?**



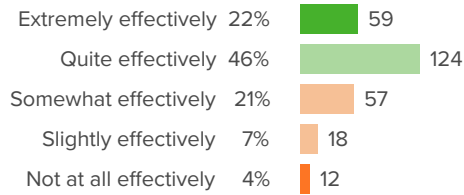
Favorable: **52%**

**Q.6: To what extent do you know how your child is doing in school before you receive his or her report card or progress report?**



Favorable: **49%**

**Q.7: How effectively do this school's leaders communicate important information to families?**



Favorable: **68%**

# District Climate

Your average

**58%**

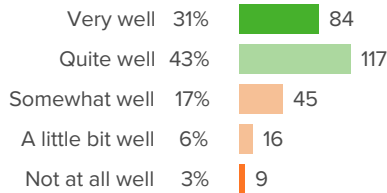
275 responses

K - 8 Grouping average: **60%** K - 8

District average: **60%** Brookline Public Schools

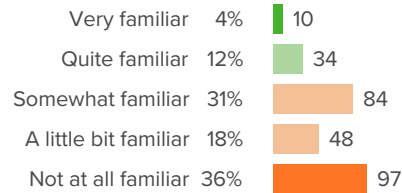
## How did people respond?

### Q.1: How well do district leaders communicate important information to parents/guardians?



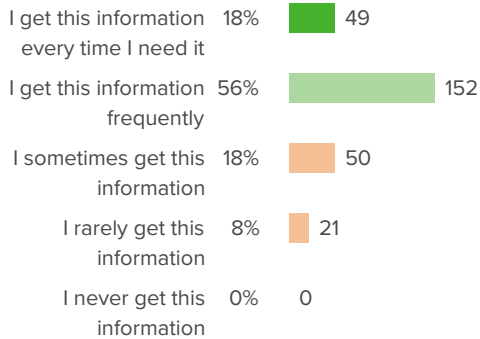
Favorable: **74%**

### Q.2: How familiar are you with the Public School of Brookline's four district-wide goals?



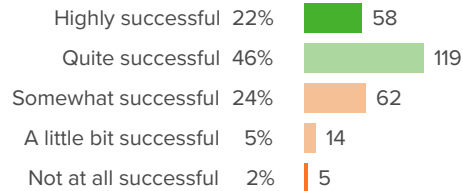
Favorable: **16%**

### Q.3: How consistently are you able to get information about district events or news when you need it?



Favorable: **74%**

### Q.4: How successful are district leaders in supporting schools to provide high quality education to students?



Favorable: **69%**

# Family Engagement

Your average

**41%**

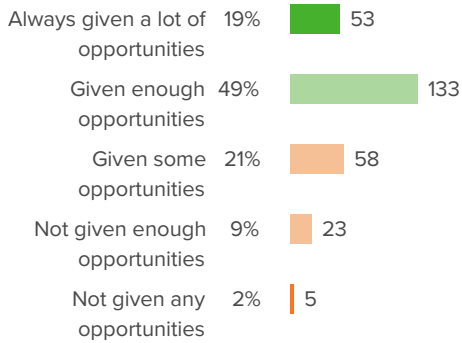
275 responses

K - 8 Grouping average: **46%** K - 8

District average: **46%** Brookline Public Schools

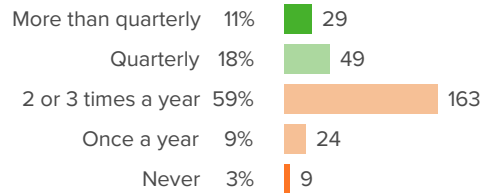
## How did people respond?

**Q.1: To what extent are parents/guardians given opportunities to be meaningfully involved at this school?**



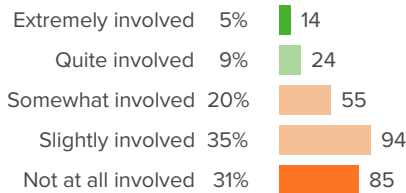
Favorable: **68%**

**Q.2: How often do you meet in person with teachers at your child's school?**



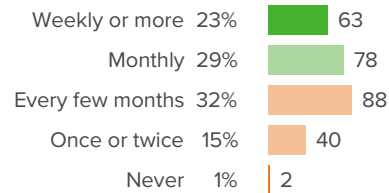
Favorable: **28%**

**Q.3: How involved have you been with parent groups at this school?**



Favorable: **14%**

**Q.4: In the past year, how often have you visited your child's school?**



Favorable: **52%**

# School Climate

Your average

**69%**

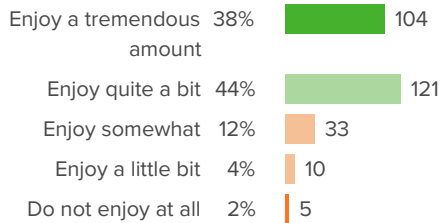
275 responses

K - 8 Grouping average: **73%** K - 8

District average: **73%** Brookline Public Schools

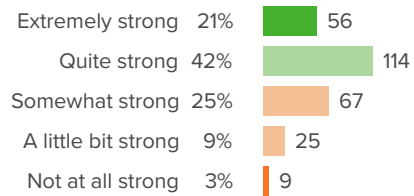
## How did people respond?

### Q.1: To what extent do you think that students enjoy going to this school?



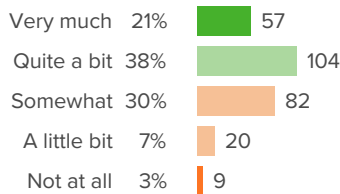
Favorable: **82%**

### Q.2: How strong is this school's sense of community?



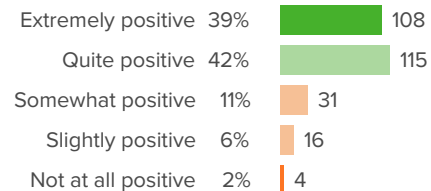
Favorable: **63%**

### Q.3: To what extent is your child engaged in appropriately challenging levels of academics at this school?



Favorable: **59%**

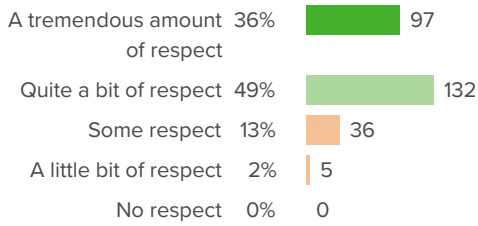
### Q.4: How positive is the culture of this school?



Favorable: **81%**

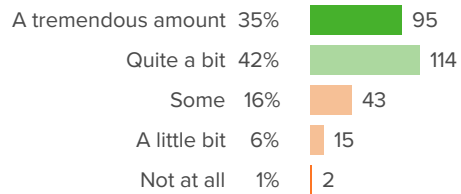


**Q.5: How respectful are the relationships between staff and students at this school?**



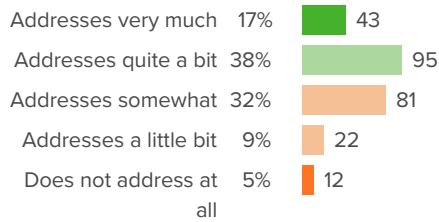
Favorable: **85%**

**Q.6: How much does this school value the diversity of students' backgrounds?**



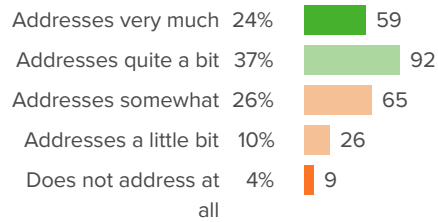
Favorable: **78%**

**Q.7: To what extent does this school address matters related to students' socioeconomic status?**



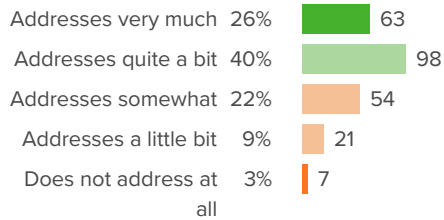
Favorable: **55%**

**Q.8: To what extent does this school address matters related to students' race/ethnicity?**



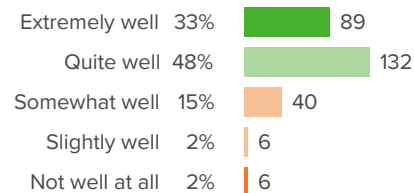
Favorable: **60%**

**Q.9: To what extent does this school address matters related to students' disabilities?**



Favorable: **66%**

**Q.10: How well do teachers and administrators at this school create a school environment that helps students learn?**

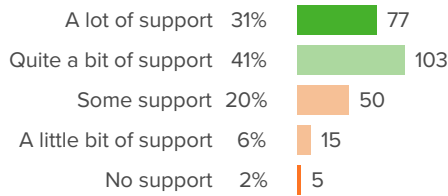


Favorable: **81%**



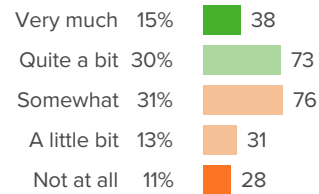


**Q.11: When struggling with academics at school, to what extent does your child receive the support needed to be successful?**



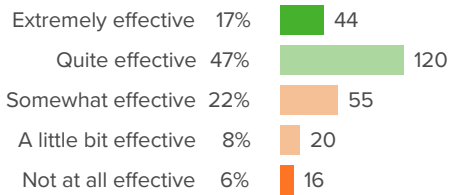
Favorable: **72%**

**Q.12: How well does homework at this school support learning in the classroom?**



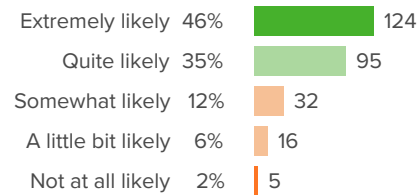
Favorable: **45%**

**Q.13: How effective is this school's leader in promoting the learning and growth of all students?**



Favorable: **64%**

**Q.14: If a friend were looking for a school to send their children to, how likely would you be to recommend this school to them?**



Favorable: **81%**

# School Fit

Your average

**62%**

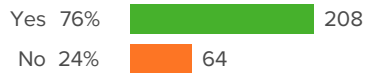
275 responses

K - 8 Grouping average: **66%** K - 8

District average: **66%** Brookline Public Schools

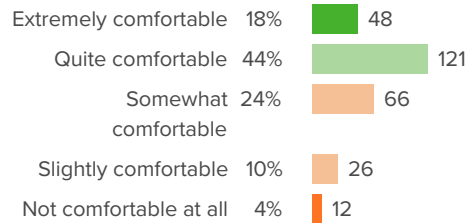
## How did people respond?

**Q.1: Does your child have a close relationship with at least one adult at this school?**



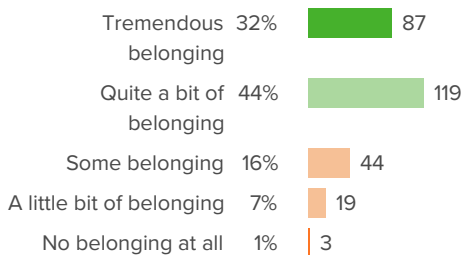
Favorable: **76%**

**Q.2: How comfortable is your child in asking for help from adults at this school?**



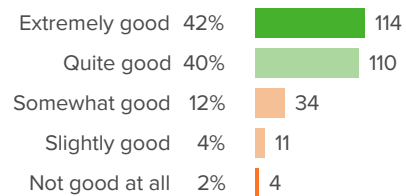
Favorable: **62%**

**Q.3: To what extent does your child feel a sense of belonging at this school?**



Favorable: **76%**

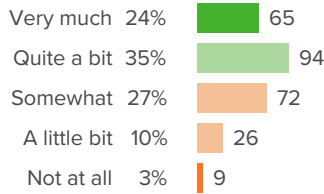
**Q.4: Given your child's cultural background, how good a fit is this school?**



Favorable: **82%**

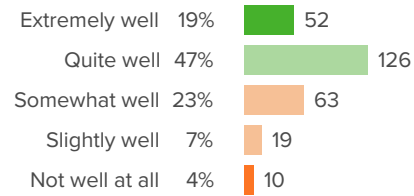


**Q.5: To what extent have teachers at this school helped your child to develop effective work and study habits?**



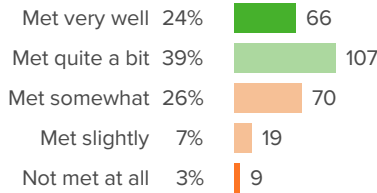
Favorable: **60%**

**Q.6: How well do you feel this school is preparing your child for the next academic year?**



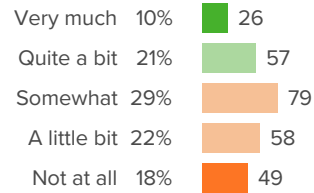
Favorable: **66%**

**Q.7: To what extent are your child's individual learning needs met at this school?**



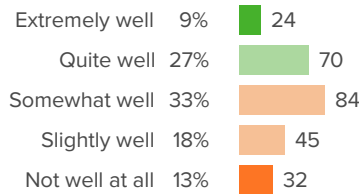
Favorable: **64%**

**Q.8: To what extent does your child participate in extracurricular activities at this school?**



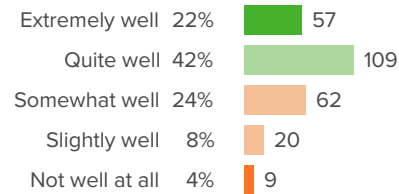
Favorable: **31%**

**Q.9: How well do the extracurricular activities offered at this school match your child's interests?**



Favorable: **37%**

**Q.10: How well does the overall approach to discipline at this school work for your child?**



Favorable: **65%**

## School Safety

Your average

**57%**

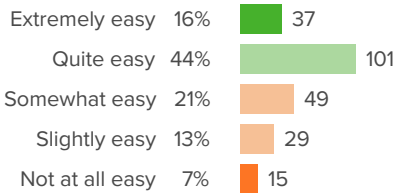
275 responses

K - 8 Grouping average: **59%** K - 8

District average: **59%** Brookline Public Schools

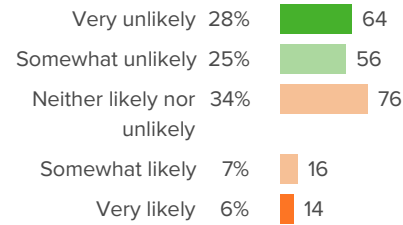
### How did people respond?

**Q.1: If a student is bullied at this school, how easy is it for a child to get help from an adult?**



Favorable: **60%**

**Q.2: How likely is it that someone from this school will bully your child online?**



Favorable: **53%**

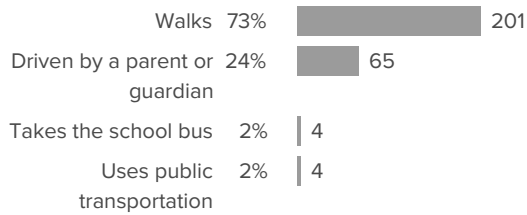


# School arrival

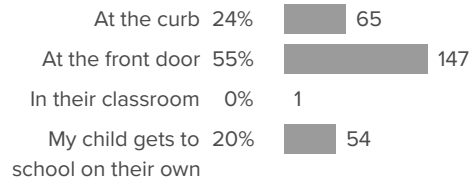
## How did people respond?

---

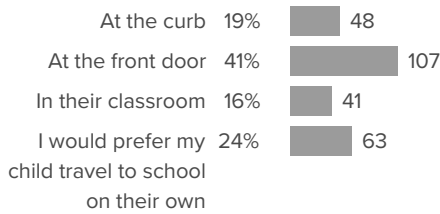
### Q.1: How does your child typically get to school?



### Q.2: When you/a guardian brings your child to school, where do you typically drop your child off?



### Q.3: How would you prefer your child be dropped off at school?





## Other questions

How did people respond? \_\_\_\_\_

**Q.1: Please select the grade level(s) that your child(ren) is/are in at this school this year.**

K	14%	■	52
1	14%	■	53
2	11%	■	39
3	14%	■	52
4	10%	■	38
5	13%	■	49
6	8%	■	28
7	7%	■	26
8	8%	■	29