

PUBLIC SCHOOLS of
BROOKLINE

Michael F. Driscoll School

K-8 Survey
Spring 2017



Report created by
Panorama Education



Summary

Topic Description	Results	Comparison
Communications	40% ▲ 0 since last survey	44% Brookline Public Schools
District Climate	49%	56% Brookline Public Schools
Family Engagement	41% ▼ 5 since last survey	41% Brookline Public Schools
School Climate	62% ▼ 3 since last survey	72% Brookline Public Schools
School Fit	59% ▼ 4 since last survey	68% Brookline Public Schools
School Leadership	55% ▲ 1 since last survey	69% Brookline Public Schools
School Safety	55%	61% Brookline Public Schools

231 family member responses

Communications

Your average

40%

231 responses

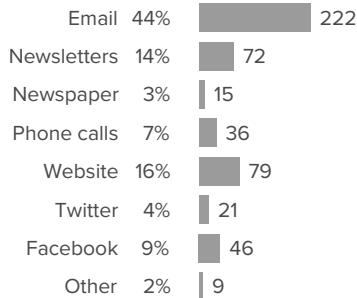
Change

▲ **0**

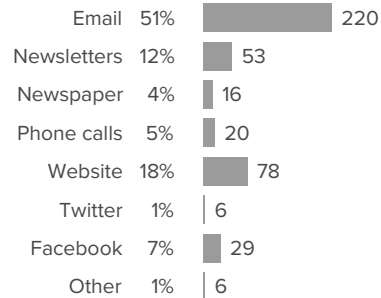
District average: **44%** Brookline Public Schools

How did family members respond?

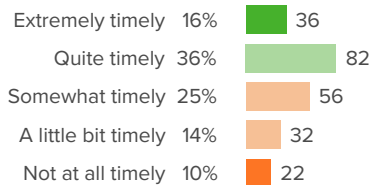
Q.1: What would be the best way for the school/district to stay in communication with you? (check all that apply)



Q.2: Of the following, which source do you use the most to get information about the school/district? (check all that apply)



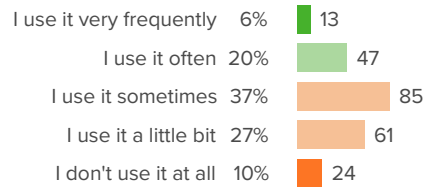
Q.3: How timely is the feedback that teachers at this school provide to students about their learning?



▼ **6** from last survey

Favorable: **52%**

Q.4: To what extent do you use the Parent Portal to access information about your child's academic progress?

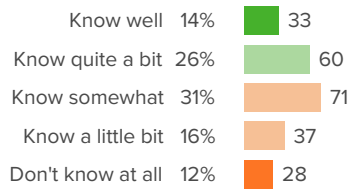


▲ **5** from last survey

Favorable: **26%**



Q.5: To what extent do you know how your child is doing in school before you receive his or her report card or progress report?



▲ 2 from last survey

Favorable: **41%**

District Climate

Your average

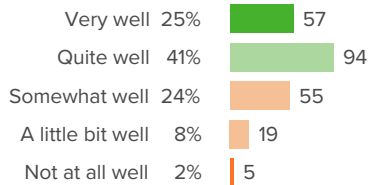
49%

231 responses

District average: **56%** Brookline Public Schools

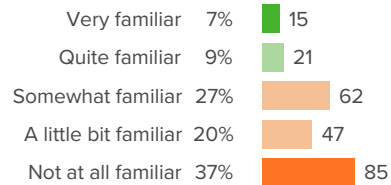
How did family members respond?

Q.1: How well do district leaders communicate important information to parents/guardians?



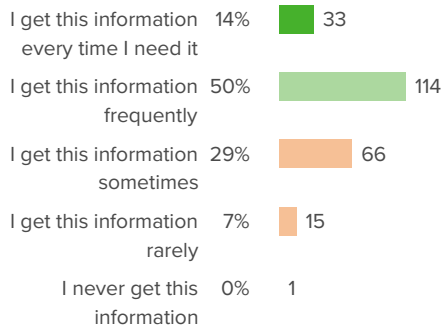
Favorable: **66%**

Q.2: How familiar are you with the Public School of Brookline's four district-wide goals?



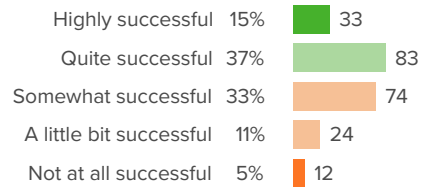
Favorable: **16%**

Q.3: How consistently are you able to get information about district events or news when you need it?



Favorable: **64%**

Q.4: How successful are district leaders in supporting schools to provide high quality education to students?



Favorable: **51%**

Family Engagement

Your average

41%

231 responses

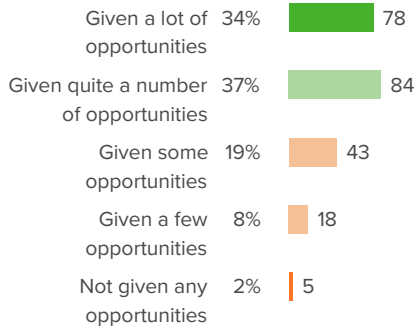
Change

▼ **5**

District average: **41%** Brookline Public Schools

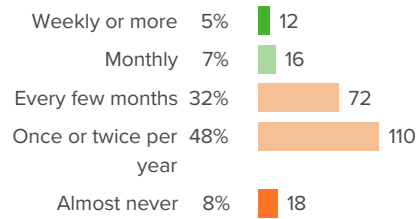
How did family members respond?

Q.1: To what extent are parents/guardians given opportunities to be meaningfully involved at this school?



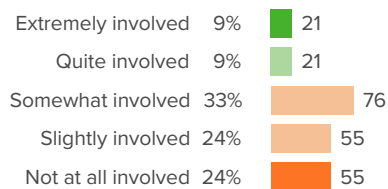
▼ **1** from last survey Favorable: **71%**

Q.2: How often do you meet in person with teachers at your child's school?



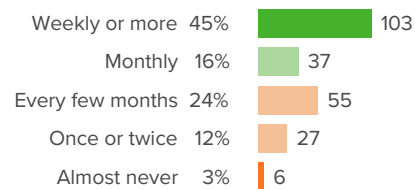
▼ **2** from last survey Favorable: **12%**

Q.3: How involved have you been with parent groups at this school?



▼ **9** from last survey Favorable: **18%**

Q.4: In the past year, how often have you visited your child's school?



▼ **7** from last survey Favorable: **61%**

School Climate

Your average

62%

231 responses

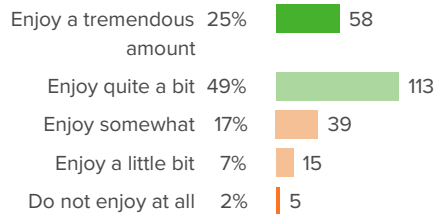
Change

▼ **3**

District average: **72%** Brookline Public Schools

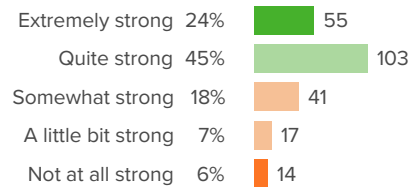
How did family members respond?

Q.1: To what extent do you think that students enjoy going to this school?



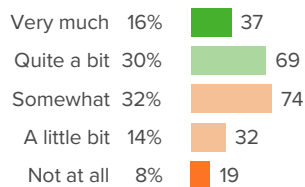
▼ **9** from last survey Favorable: **74%**

Q.2: How strong is this school's sense of community?



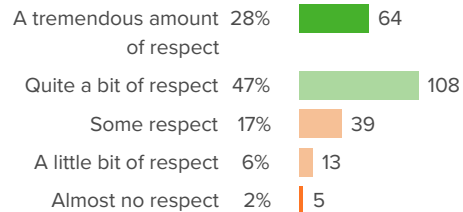
▼ **2** from last survey Favorable: **69%**

Q.3: To what extent is your child engaged in appropriately challenging levels of academics at this school?



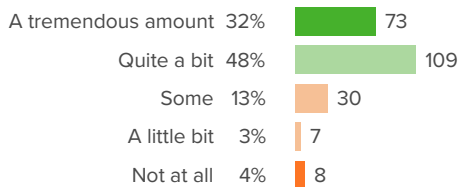
▼ **9** from last survey Favorable: **46%**

Q.4: How respectful are the relationships between staff and students at this school?



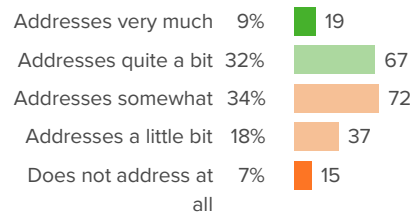
▼ **6** from last survey Favorable: **75%**

Q.5: How much does this school value the diversity of students' backgrounds?



▲ **2** from last survey Favorable: **80%**

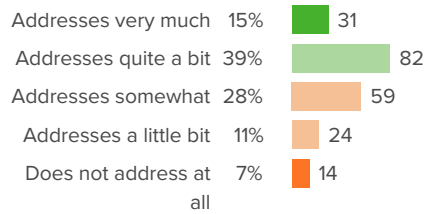
Q.6: To what extent does this school address matters related to students' socioeconomic status?



▲ **4** from last survey Favorable: **41%**

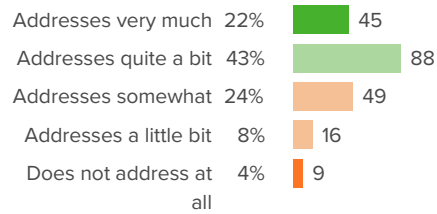


Q.7: To what extent does this school address matters related to students' race/ethnicity?



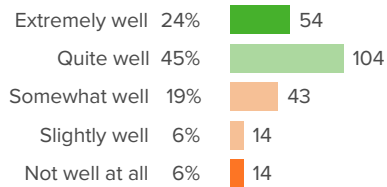
▲ 8 from last survey Favorable: **54%**

Q.8: To what extent does this school address matters related to students' disabilities?



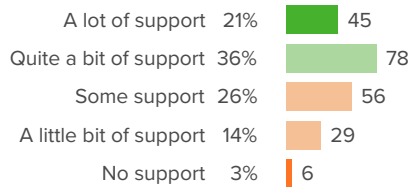
▲ 0 from last survey Favorable: **64%**

Q.9: How well do administrators and teachers at this school create a school environment that helps students learn?



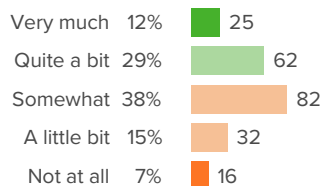
▼ 1 from last survey Favorable: **69%**

Q.10: When struggling with academics at school, to what extent does your child receive the support needed to be successful?



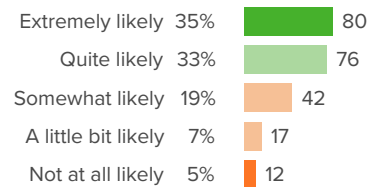
▼ 7 from last survey Favorable: **57%**

Q.11: How well does homework at this school support learning in the classroom?



▼ 5 from last survey Favorable: **40%**

Q.12: If a friend were looking for a school to send their children to, how likely would you be to recommend this school to them?



▼ 6 from last survey Favorable: **69%**

School Fit

Your average

59%

231 responses

Change

▼ **4**

District average: **68%** Brookline Public Schools

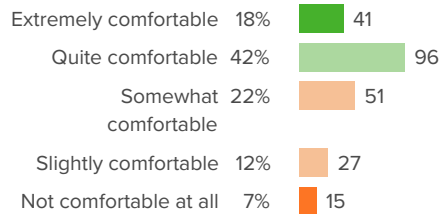
How did family members respond?

Q.1: Does your child have a close relationship with at least one adult at this school?



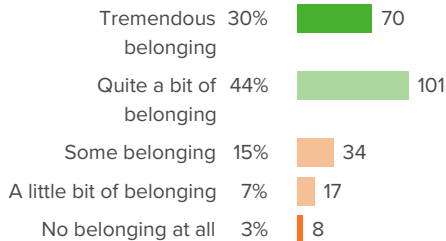
▼ **6** from last survey Favorable: **75%**

Q.2: How comfortable is your child in asking for help from adults at this school?



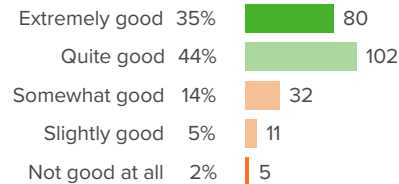
▲ **0** from last survey Favorable: **60%**

Q.3: To what extent does your child feel a sense of belonging at this school?



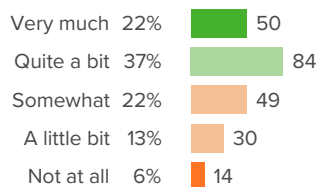
Favorable: **74%**

Q.4: Given your child's cultural background, how good a fit is this school?



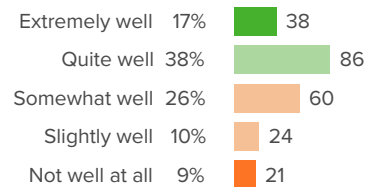
▼ **3** from last survey Favorable: **79%**

Q.5: To what extent have teachers at this school helped your child to develop effective work and study habits?



▼ **1** from last survey Favorable: **59%**

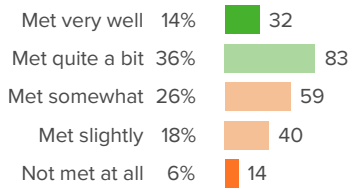
Q.6: How well do you feel this school is preparing your child for the next academic year?



▼ **6** from last survey Favorable: **54%**

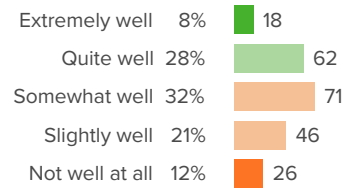


Q.7: To what extent are your child's individual learning needs met at this school?



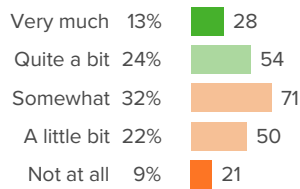
▼ 2 from last survey Favorable: **50%**

Q.8: How well do the extracurricular activities offered at this school match your child's interests?



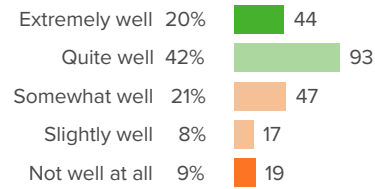
▼ 5 from last survey Favorable: **36%**

Q.9: To what extent does your child have sufficient opportunities to engage in extracurricular activities at this school?



▼ 10 from last survey Favorable: **37%**

Q.10: How well does the overall approach to discipline at this school work for your child?



▼ 2 from last survey Favorable: **62%**

School Leadership

Your average

55%

231 responses

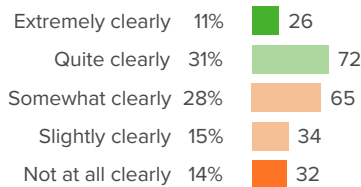
Change

▲ 1

District average: **69%** Brookline Public Schools

How did family members respond?

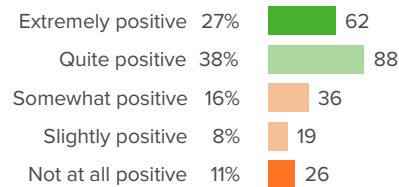
Q.1: How clearly do this school's leaders identify their goals for the school?



▲ 0 from last survey

Favorable: **43%**

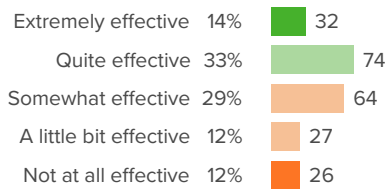
Q.2: How positive is the tone that school leaders set for the culture of this school?



▲ 2 from last survey

Favorable: **65%**

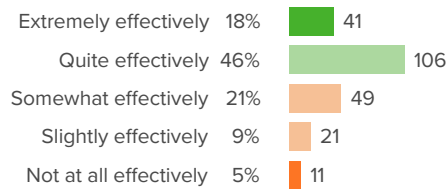
Q.3: How effective is this school's leader in promoting the learning and growth of all students?



▼ 1 from last survey

Favorable: **48%**

Q.4: How effectively do this school's leaders communicate important information to families?



▲ 4 from last survey

Favorable: **64%**

School Safety

Your average

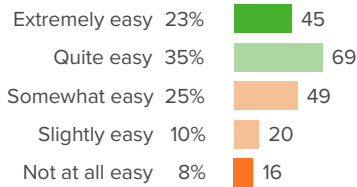
55%

231 responses

District average: **61%** Brookline Public Schools

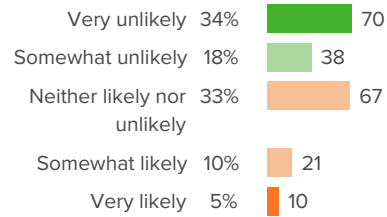
How did family members respond?

Q.1: If a student is bullied at this school, how easy is it for him/her to get help from an adult?



Favorable: **57%**

Q.2: How likely is it that someone from this school will bully your child online?

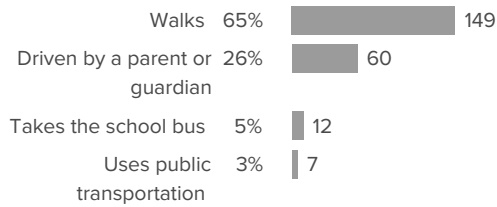


Favorable: **52%**

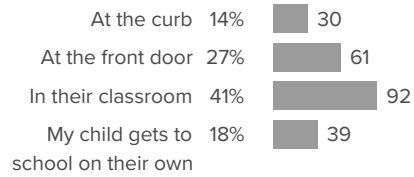
School arrival

How did family members respond?

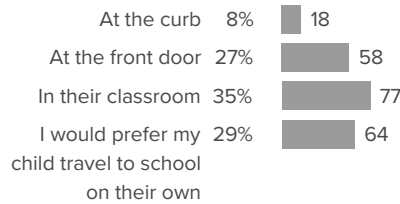
Q.1: How does your child typically get to school?



Q.2: When you/a guardian brings your child to school, where do you typically drop him/her off?



Q.3: How would you prefer your child be dropped off at school?





Other questions

How did family members respond? _____

Q.1: Please select the grade level(s) that your child(ren) is/are in at this school this year.

K	10%	■	34
1	12%	■	40
2	10%	■	34
3	12%	■	40
4	10%	■	31
5	13%	■	41
6	9%	■	29
7	9%	■	29
8	14%	■	46