

PUBLIC SCHOOLS of
BROOKLINE

Brookline Public Schools

K-8 Survey
Spring 2017



Report created by
Panorama Education

Summary

Topic Description	Results
Communications	44%
District Climate	56% ▲ 14 since last survey
Family Engagement	41% ▼ 2 since last survey
School Climate	72% ▲ 1 since last survey
School Fit	68% ▼ 1 since last survey
School Leadership	69% ▼ 2 since last survey
School Safety	61%

2,211 responses

Communications

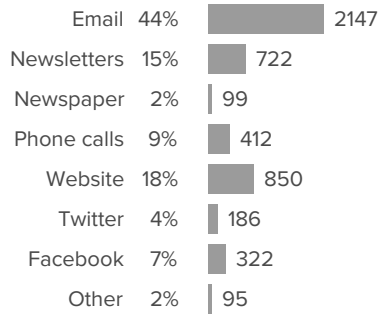
Your average

44%

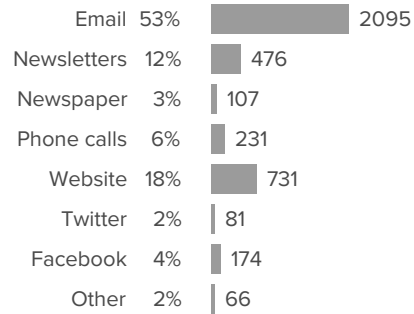
2,211 responses

How did people respond?

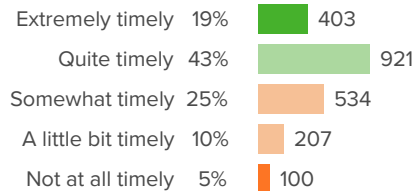
Q.1: What would be the best way for the school/district to stay in communication with you? (check all that apply)



Q.2: Of the following, which source do you use the most to get information about the school/district? (check all that apply)



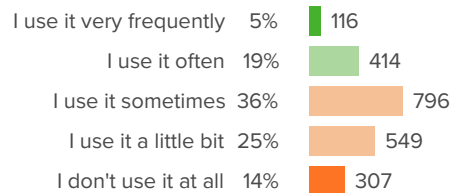
Q.3: How timely is the feedback that teachers at this school provide to students about their learning?



▲ 0 from last survey

Favorable: **61%**

Q.4: To what extent do you use the Parent Portal to access information about your child's academic progress?

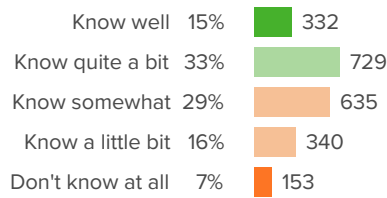


▲ 6 from last survey

Favorable: **24%**



Q.5: To what extent do you know how your child is doing in school before you receive his or her report card or progress report?



▲ 2 from last survey

Favorable: **48%**

District Climate

Your average

56%

2,211 responses

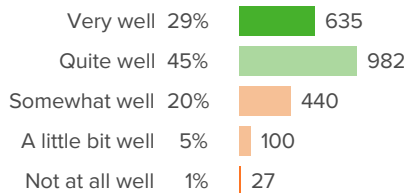
Change

▲ 14

since last survey

How did people respond?

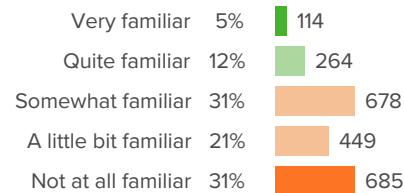
Q.1: How well do district leaders communicate important information to parents/guardians?



▲ **21** from last survey

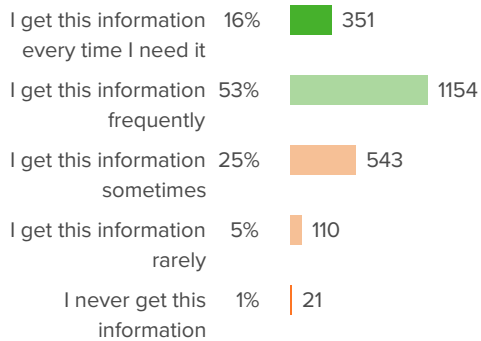
Favorable: **74%**

Q.2: How familiar are you with the Public School of Brookline's four district-wide goals?



Favorable: **17%**

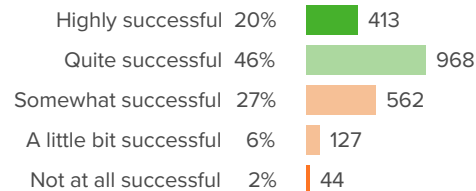
Q.3: How consistently are you able to get information about district events or news when you need it?



▲ **21** from last survey

Favorable: **69%**

Q.4: How successful are district leaders in supporting schools to provide high quality education to students?



▲ **16** from last survey

Favorable: **65%**

Family Engagement

Your average

41%

2,211 responses

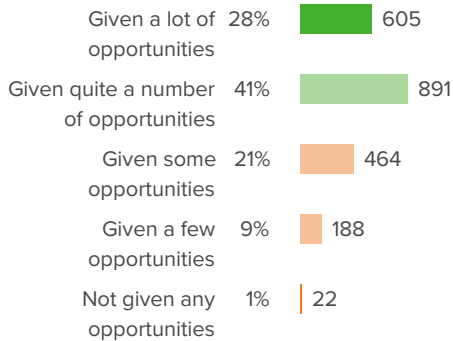
Change

▼ **2**

since last survey

How did people respond?

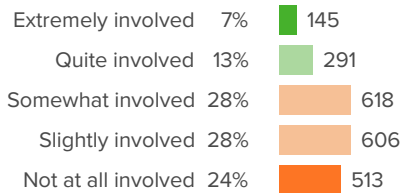
Q.1: To what extent are parents/guardians given opportunities to be meaningfully involved at this school?



▼ **3** from last survey

Favorable: **69%**

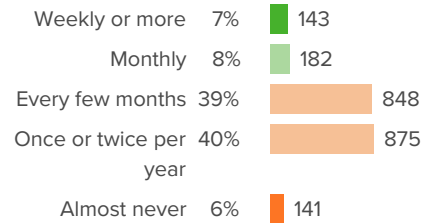
Q.3: How involved have you been with parent groups at this school?



▼ **1** from last survey

Favorable: **20%**

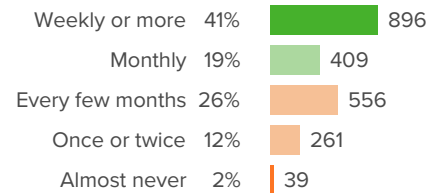
Q.2: How often do you meet in person with teachers at your child's school?



▲ **1** from last survey

Favorable: **15%**

Q.4: In the past year, how often have you visited your child's school?



▼ **5** from last survey

Favorable: **60%**

School Climate

Your average

72%

2,211 responses

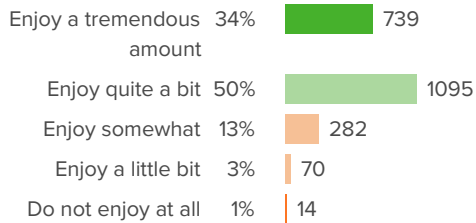
Change

▲ 1

since last survey

How did people respond?

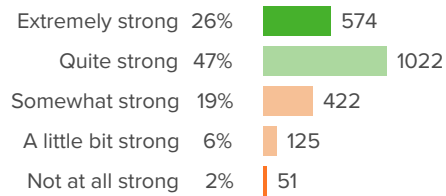
Q.1: To what extent do you think that students enjoy going to this school?



▼ 2 from last survey

Favorable: **83%**

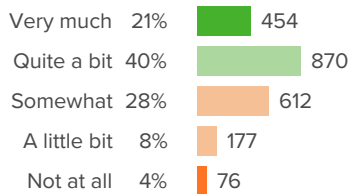
Q.2: How strong is this school's sense of community?



▼ 3 from last survey

Favorable: **73%**

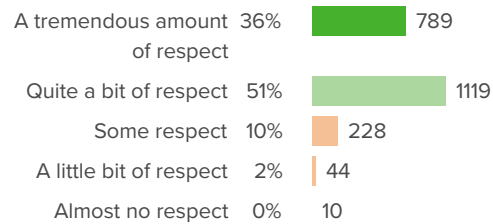
Q.3: To what extent is your child engaged in appropriately challenging levels of academics at this school?



▼ 4 from last survey

Favorable: **60%**

Q.4: How respectful are the relationships between staff and students at this school?

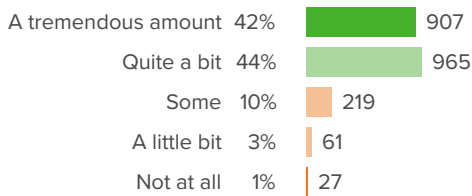


▼ 1 from last survey

Favorable: **87%**

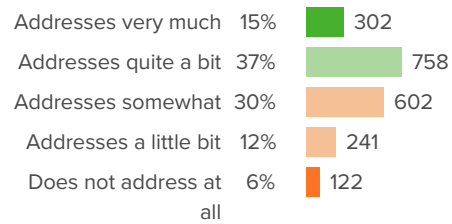


Q.5: How much does this school value the diversity of students' backgrounds?



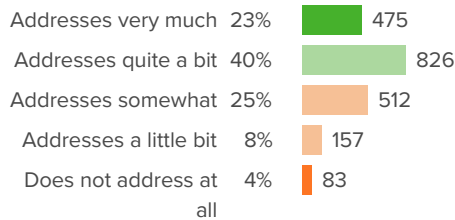
▲ **4** from last survey Favorable: **86%**

Q.6: To what extent does this school address matters related to students' socioeconomic status?



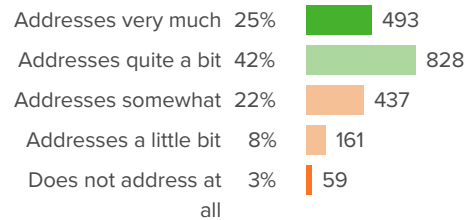
▲ **3** from last survey Favorable: **52%**

Q.7: To what extent does this school address matters related to students' race/ethnicity?



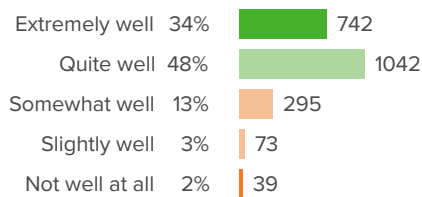
▲ **7** from last survey Favorable: **63%**

Q.8: To what extent does this school address matters related to students' disabilities?



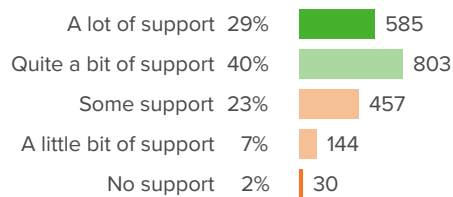
▼ **1** from last survey Favorable: **67%**

Q.9: How well do administrators and teachers at this school create a school environment that helps students learn?



▲ **0** from last survey Favorable: **81%**

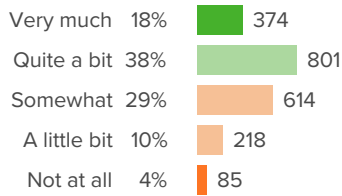
Q.10: When struggling with academics at school, to what extent does your child receive the support needed to be successful?



▲ **0** from last survey Favorable: **69%**



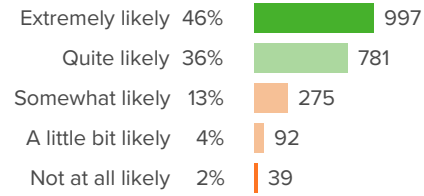
Q.11: How well does homework at this school support learning in the classroom?



▲ 0 from last survey

Favorable: **56%**

Q.12: If a friend were looking for a school to send their children to, how likely would you be to recommend this school to them?



▲ 1 from last survey

Favorable: **81%**

School Fit

Your average

68%

2,211 responses

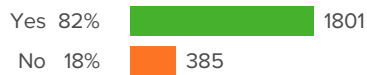
Change

▼ **1**

since last survey

How did people respond?

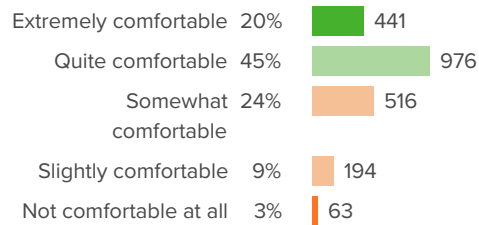
Q.1: Does your child have a close relationship with at least one adult at this school?



▼ **1** from last survey

Favorable: **82%**

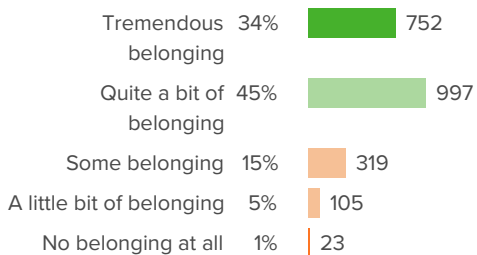
Q.2: How comfortable is your child in asking for help from adults at this school?



▲ **0** from last survey

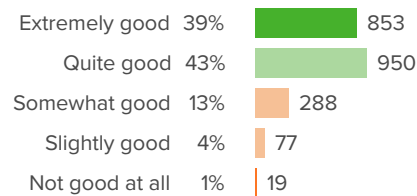
Favorable: **65%**

Q.3: To what extent does your child feel a sense of belonging at this school?



Favorable: **80%**

Q.4: Given your child's cultural background, how good a fit is this school?

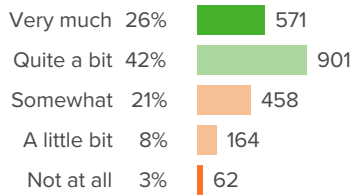


▼ **1** from last survey

Favorable: **82%**

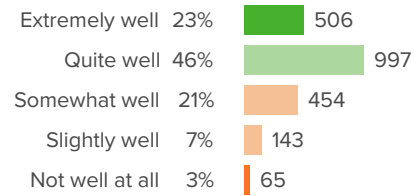


Q.5: To what extent have teachers at this school helped your child to develop effective work and study habits?



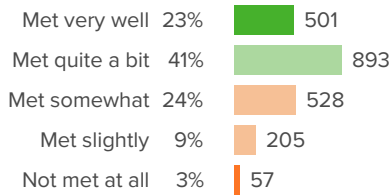
▲ 0 from last survey Favorable: **68%**

Q.6: How well do you feel this school is preparing your child for the next academic year?



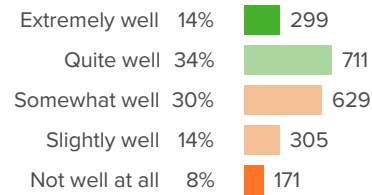
▼ 2 from last survey Favorable: **69%**

Q.7: To what extent are your child's individual learning needs met at this school?



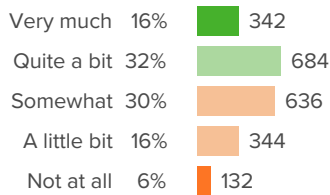
▲ 0 from last survey Favorable: **64%**

Q.8: How well do the extracurricular activities offered at this school match your child's interests?



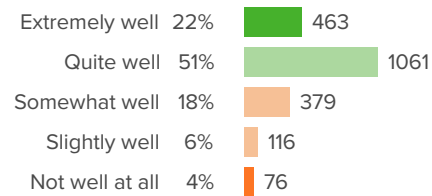
▲ 0 from last survey Favorable: **48%**

Q.9: To what extent does your child have sufficient opportunities to engage in extracurricular activities at this school?



▼ 2 from last survey Favorable: **48%**

Q.10: How well does the overall approach to discipline at this school work for your child?



▲ 1 from last survey Favorable: **73%**

School Leadership

Your average

69%

2,211 responses

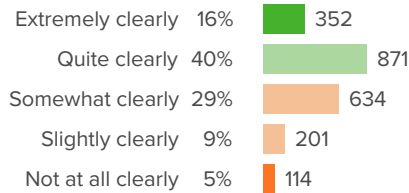
Change

▼ 2

since last survey

How did people respond?

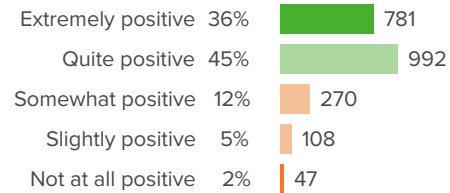
Q.1: How clearly do this school's leaders identify their goals for the school?



▼ 6 from last survey

Favorable: **56%**

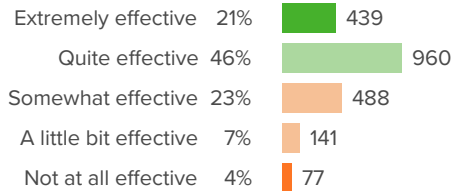
Q.2: How positive is the tone that school leaders set for the culture of this school?



▲ 0 from last survey

Favorable: **81%**

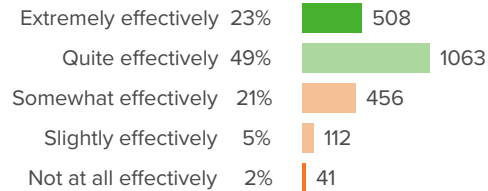
Q.3: How effective is this school's leader in promoting the learning and growth of all students?



▼ 2 from last survey

Favorable: **66%**

Q.4: How effectively do this school's leaders communicate important information to families?



▼ 1 from last survey

Favorable: **72%**

School Safety

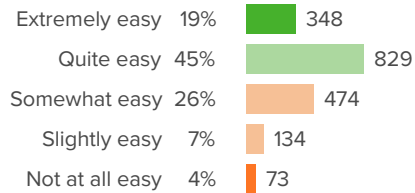
Your average

61%

2,211 responses

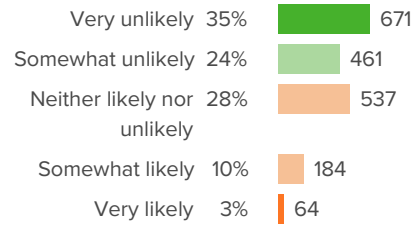
How did people respond?

Q.1: If a student is bullied at this school, how easy is it for him/her to get help from an adult?



Favorable: **63%**

Q.2: How likely is it that someone from this school will bully your child online?



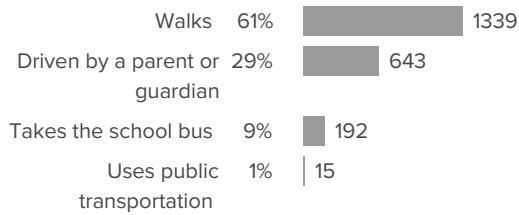
▼ 20 from last survey

Favorable: **59%**

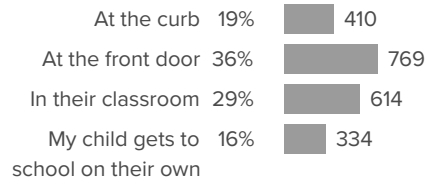
School arrival

How did people respond?

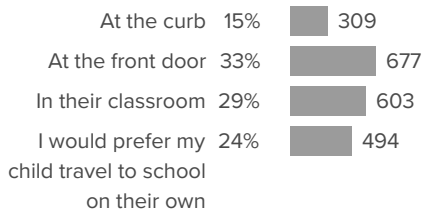
Q.1: How does your child typically get to school?



Q.2: When you/a guardian brings your child to school, where do you typically drop him/her off?



Q.3: How would you prefer your child be dropped off at school?



Other questions

How did people respond? _____

Q.1: Please select the grade level(s) that your child(ren) is/are in at this school this year.

K	13%	■	391
1	13%	■	383
2	12%	■	376
3	12%	■	370
4	12%	■	353
5	11%	■	332
6	9%	■	270
7	9%	■	284
8	9%	■	284