

PUBLIC SCHOOLS of  
**BROOKLINE**

# Amos A. Lawrence School

School Staff  
Spring 2018



Report created by  
Panorama Education



## Summary

Topic Description	Results	Comparison
<b>District Climate</b>	<b>31%</b> ▼6 since last survey	<b>44%</b> K - 8 <b>48%</b> Brookline Public Schools
<b>Educating All Students</b>	<b>51%</b> ▼7 since last survey	<b>69%</b> K - 8 <b>71%</b> Brookline Public Schools
<b>Feedback</b>	<b>22%</b> ▼5 since last survey	<b>21%</b> K - 8 <b>26%</b> Brookline Public Schools
<b>Professional Learning</b>	<b>38%</b> ▼1 since last survey	<b>35%</b> K - 8 <b>36%</b> Brookline Public Schools
<b>School Climate</b>	<b>41%</b> ▼23 since last survey	<b>60%</b> K - 8 <b>64%</b> Brookline Public Schools
<b>School Leadership</b>	<b>21%</b> ▼26 since last survey	<b>43%</b> K - 8 <b>49%</b> Brookline Public Schools
<b>Staff-Family Relationships</b>	<b>64%</b> ▼14 since last survey	<b>68%</b> K - 8 <b>69%</b> Brookline Public Schools
<b>Staff-Leadership Relationships</b>	<b>37%</b> ▼28 since last survey	<b>58%</b> K - 8 <b>62%</b> Brookline Public Schools



## Teaching Efficacy

**44%**

▼ **8**

since last survey

**61%** K - 8

**64%** Brookline Public Schools

---

69 responses

## District Climate

Your average

**31%**

69 responses

Change

▼ **6**

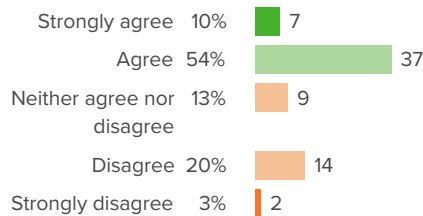
since last survey

K - 8 Grouping average: **44%** K - 8

District average: **48%** Brookline Public Schools

### How did people respond?

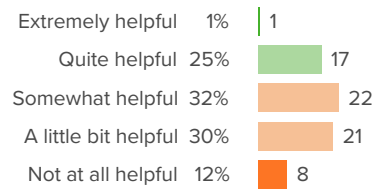
**Q.1: At work I have the opportunity to do what I do best every day.**



▼ **8** from last survey

Favorable: **64%**

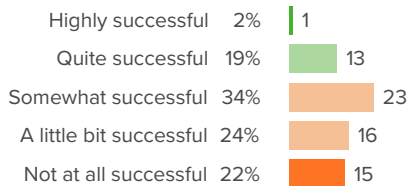
**Q.2: How helpful are district leaders in providing the support you need to do your job well?**



▲ **0** from last survey

Favorable: **26%**

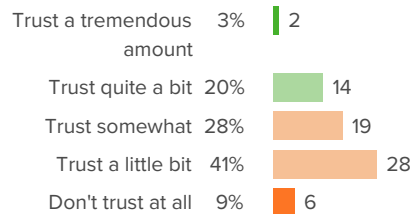
**Q.3: How successful are district leaders in communicating important information to staff?**



▼ **8** from last survey

Favorable: **21%**

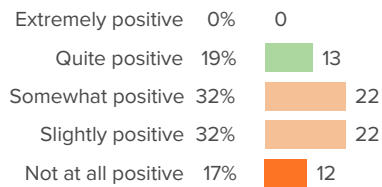
**Q.4: To what extent do you trust the district leaders to do what they say they will do?**



▼ **12** from last survey

Favorable: **23%**

**Q.5: Overall, how positive is the working environment in the district as a whole?**



▼ **6** from last survey

Favorable: **19%**

# Educating All Students

Your average

**51%**

69 responses

Change

▼ **7**

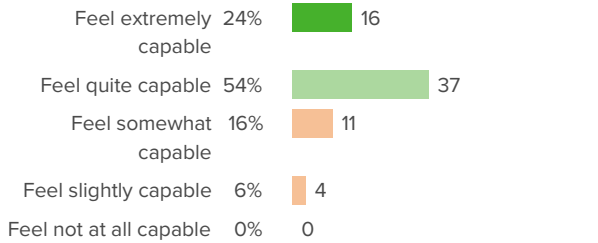
since last survey

K - 8 Grouping average: **69%** K - 8

District average: **71%** Brookline Public Schools

## How did people respond?

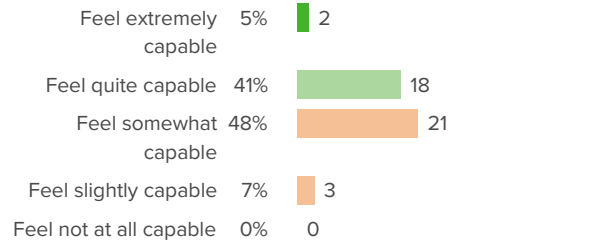
**Q.1: To what extent do you feel capable of interacting with students at this school who are from a different racial and/or cultural background from your own?**



▲ **5** from last survey

Favorable: **78%**

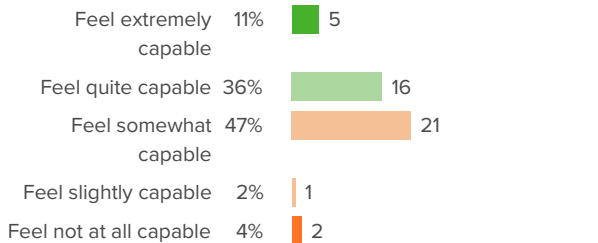
**Q.2: When an issue of diversity arises in your class, to what extent do you feel capable of addressing the situation?**



▼ **10** from last survey

Favorable: **45%**

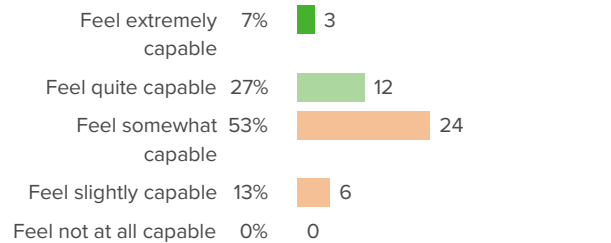
**Q.3: To what extent do you feel capable of incorporating material about people from different racial or cultural backgrounds into your curriculum?**



▼ **5** from last survey

Favorable: **47%**

**Q.4: To what extent do you feel capable of having conversations about race with your students?**



▼ **19** from last survey

Favorable: **33%**

# Feedback

Your average

**22%**

69 responses

Change

▼ **5**

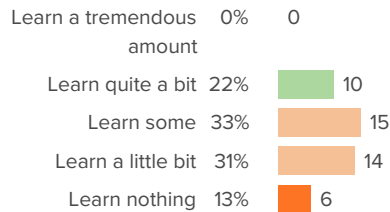
since last survey

K - 8 Grouping average: **21%** K - 8

District average: **26%** Brookline Public Schools

## How did people respond?

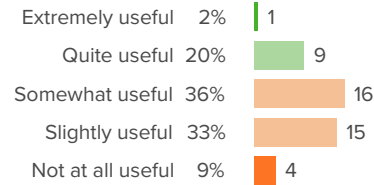
### Q.1: How much do you learn from the teacher evaluation processes at your school?



▼ **1** from last survey

Favorable: **22%**

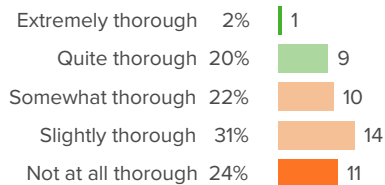
### Q.2: How useful do you find the feedback you receive on your teaching?



▼ **17** from last survey

Favorable: **22%**

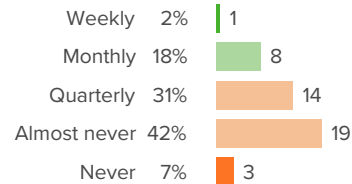
### Q.3: At your school, how thorough is the feedback you receive in covering all aspects of your role as a teacher?



▼ **10** from last survey

Favorable: **22%**

### Q.4: How often do you receive (formal or informal) feedback on your teaching?



▲ **7** from last survey

Favorable: **20%**

# Professional Learning

Your average

**38%**

69 responses

Change

▼ **1**

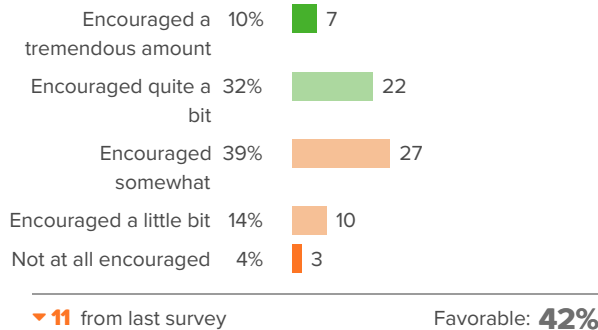
since last survey

K - 8 Grouping average: **35%** K - 8

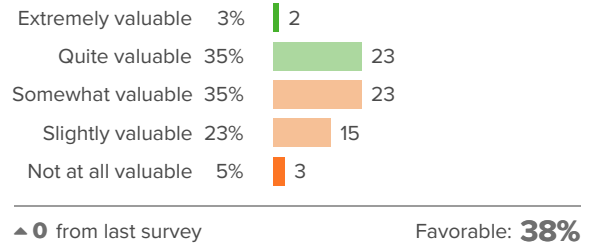
District average: **36%** Brookline Public Schools

## How did people respond?

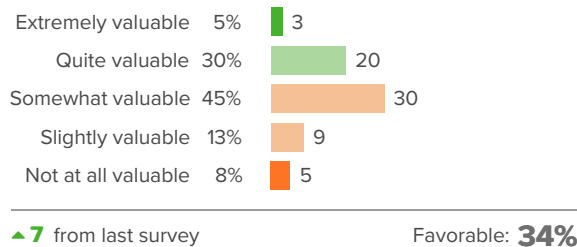
**Q.1: At this school, to what extent are your ideas and suggestions for improvement encouraged?**



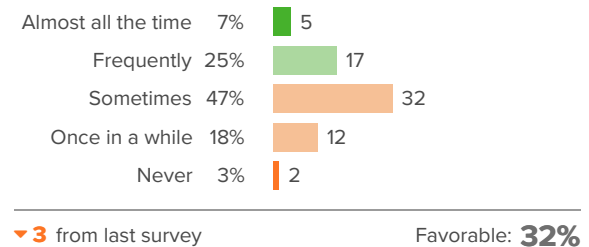
**Q.2: How valuable are the professional development opportunities that are organized by this school (or, for BHS teachers, department)?**



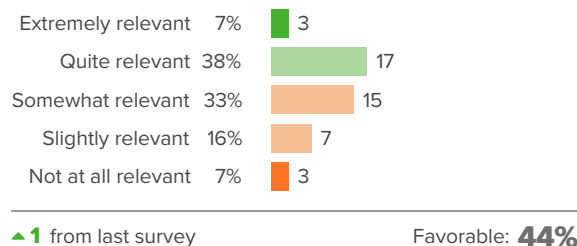
**Q.3: How valuable are the professional development opportunities that are organized by district staff?**



**Q.4: How often do your professional development opportunities help you explore new ideas?**



**Q.5: How relevant have your professional development opportunities been to the content that you teach?**



# School Climate

Your average

**41%**

69 responses

Change

▼ **23**

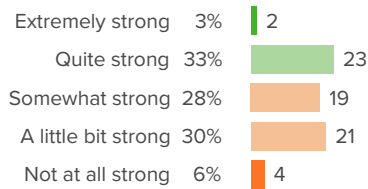
since last survey

K - 8 Grouping average: **60%** K - 8

District average: **64%** Brookline Public Schools

## How did people respond?

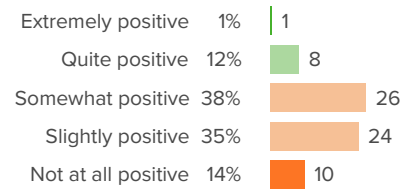
### Q.1: To what extent does this school have a strong sense of community?



▼ **34** from last survey

Favorable: **36%**

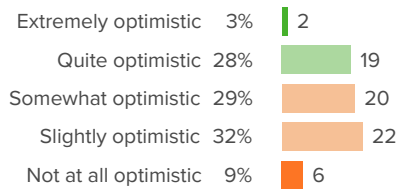
### Q.2: Overall, how positive is the working environment at this school?



▼ **38** from last survey

Favorable: **13%**

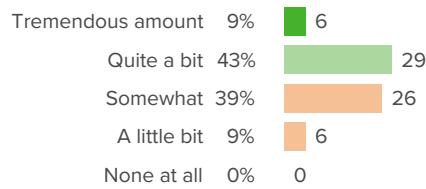
### Q.3: How optimistic are you that this school will continue to improve?



▼ **30** from last survey

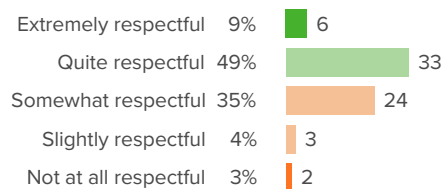
Favorable: **30%**

### Q.4: To what extent is there a culture of collaboration among educators in their school?



Favorable: **52%**

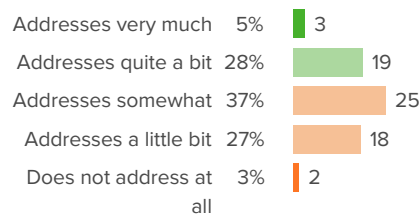
### Q.5: How respectful are the relationships between staff and students at this school?



▼ **18** from last survey

Favorable: **57%**

### Q.6: How well does this school address matters related to students' socioeconomic status?



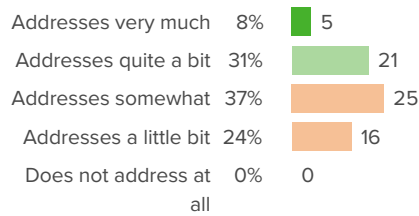
▼ **10** from last survey

Favorable: **33%**



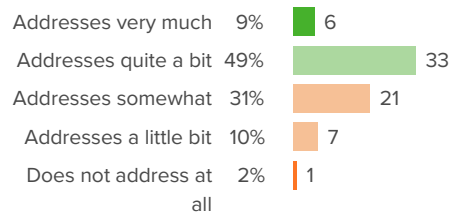


**Q.7: How well does this school address matters related to students' race/ethnicity?**



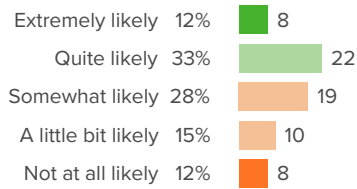
▼ **14** from last survey Favorable: **39%**

**Q.8: How well does this school address matters related to students' disabilities?**



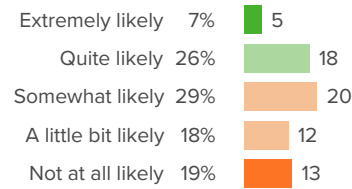
▼ **12** from last survey Favorable: **57%**

**Q.9: If a friend or colleague were looking for a school to send their children, how likely would you be to recommend this school to them?**



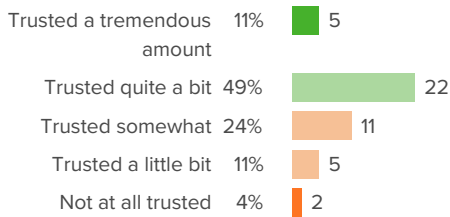
▼ **42** from last survey Favorable: **45%**

**Q.10: If a friend or colleague were looking for a teaching job, how likely would you be to recommend this school to them?**



▼ **35** from last survey Favorable: **34%**

**Q.11: To what extent are teachers at this school trusted to teach in the way they think is best?**



▼ **5** from last survey Favorable: **60%**

# School Leadership

Your average

**21%**

69 responses

Change

▼ **26**

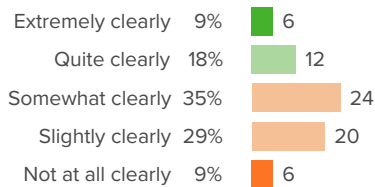
since last survey

K - 8 Grouping average: **43%** K - 8

District average: **49%** Brookline Public Schools

## How did people respond?

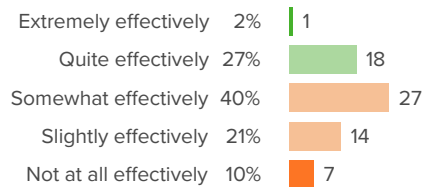
### Q.1: How clearly do school leaders communicate and reinforce their goals for this school?



▼ **19** from last survey

Favorable: **26%**

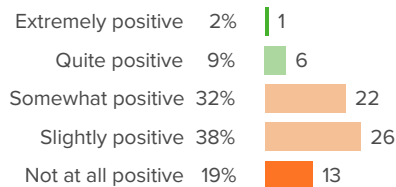
### Q.2: How effectively do school leaders communicate important information to staff?



▼ **21** from last survey

Favorable: **28%**

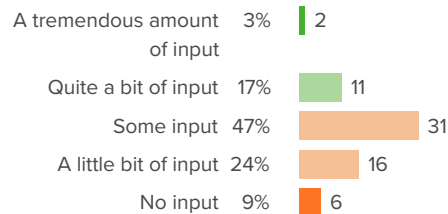
### Q.3: How positive is the culture of this school?



▼ **47** from last survey

Favorable: **10%**

### Q.4: When the school (or, for BHS teachers, department) makes important decisions, how much input do staff members have?



▼ **18** from last survey

Favorable: **20%**

# Staff-Family Relationships

Your average

**64%**

69 responses

Change

▼ **14**

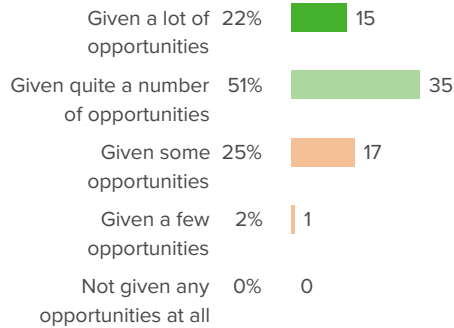
since last survey

K - 8 Grouping average: **68%** K - 8

District average: **69%** Brookline Public Schools

## How did people respond?

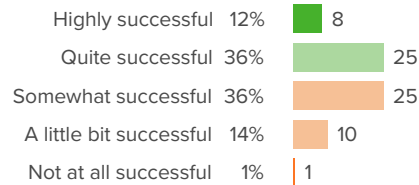
### Q.1: To what extent are parents/guardians given opportunities to be meaningfully involved at this school?



▼ **6** from last survey

Favorable: **74%**

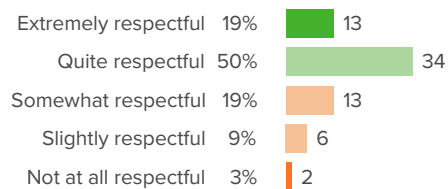
### Q.2: How successful is this school in communicating with students' families?



▼ **14** from last survey

Favorable: **48%**

### Q.3: At this school, how respectful are the parents towards you?



▼ **22** from last survey

Favorable: **69%**

# Staff-Leadership Relationships

Your average

**37%**

69 responses

Change

▼ **28**

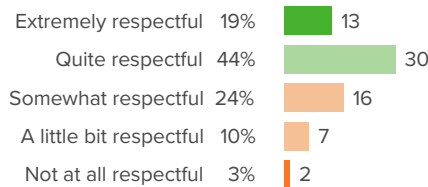
since last survey

K - 8 Grouping average: **58%** K - 8

District average: **62%** Brookline Public Schools

## How did people respond?

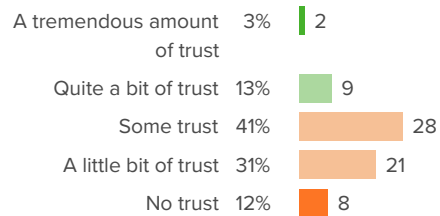
### Q.1: How respectful are this school's leaders towards you?



▼ **27** from last survey

Favorable: **63%**

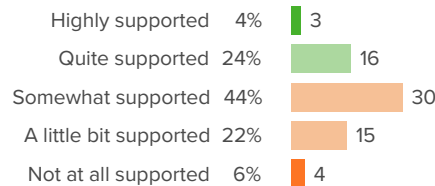
### Q.2: How much trust exists between school leaders and staff?



▼ **37** from last survey

Favorable: **16%**

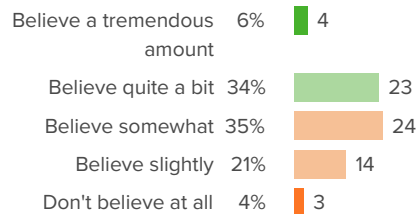
### Q.3: To what extent do you feel supported by this school's leaders?



▼ **32** from last survey

Favorable: **28%**

### Q.4: To what extent do you believe this school's leaders will do what they say they will do?



▼ **18** from last survey

Favorable: **40%**

# Teaching Efficacy

Your average

**44%**

69 responses

Change

**▼ 8**

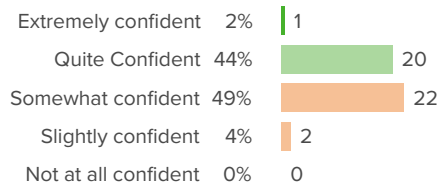
since last survey

K - 8 Grouping average: **61%** K - 8

District average: **64%** Brookline Public Schools

## How did people respond?

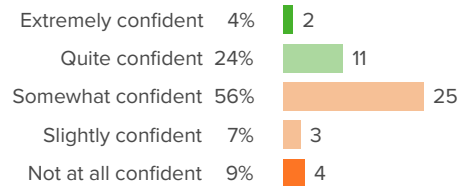
**Q.1: How confident are you that you can meet the learning needs of students with disabilities?**



▼ 14 from last survey

Favorable: **47%**

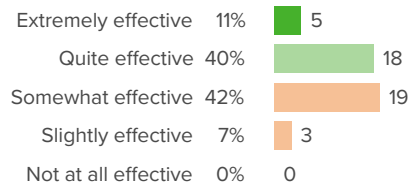
**Q.2: How confident are you that you can move through material at a pace that works well for each of your students?**



▼ 26 from last survey

Favorable: **29%**

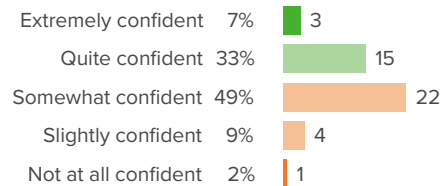
**Q.3: How effective do you think you are at managing particularly disruptive classes?**



▼ 4 from last survey

Favorable: **51%**

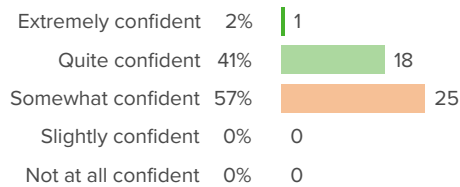
**Q.4: How confident are you that you can engage students who typically are not motivated?**



▼ 2 from last survey

Favorable: **40%**

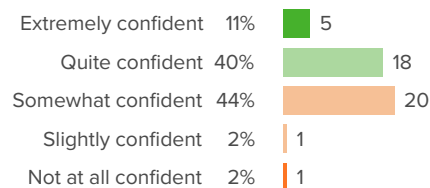
**Q.5: How confident are you that you can meet the learning needs of students whose first language is not English?**



▼ 9 from last survey

Favorable: **43%**

**Q.6: How confident are you that you can meet the learning needs of your most advanced students?**



▲ 3 from last survey

Favorable: **51%**



## Other questions

**How did people respond?** \_\_\_\_\_

