

PUBLIC SCHOOLS of
BROOKLINE

William H. Lincoln School

K-8 Survey
Spring 2017



Report created by
Panorama Education



Summary

Topic Description	Results	Comparison
Communications	45%	44% Brookline Public Schools
District Climate	58%	56% Brookline Public Schools
Family Engagement	44% ▲1 since last survey	41% Brookline Public Schools
School Climate	72% 0 since last survey	72% Brookline Public Schools
School Fit	67% ▲2 since last survey	68% Brookline Public Schools
School Leadership	65% ▼9 since last survey	69% Brookline Public Schools
School Safety	59%	61% Brookline Public Schools

246 responses

Communications

Your average

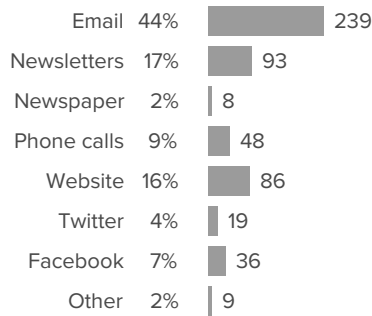
45%

246 responses

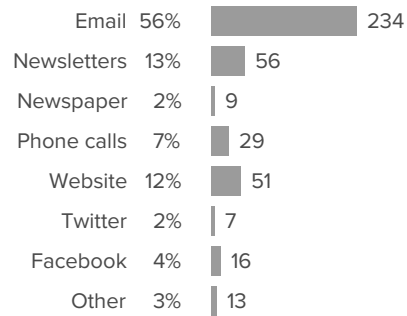
District average: **44%** Brookline Public Schools

How did people respond?

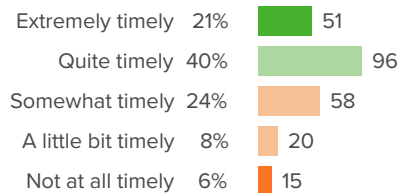
Q.1: What would be the best way for the school/district to stay in communication with you? (check all that apply)



Q.2: Of the following, which source do you use the most to get information about the school/district? (check all that apply)



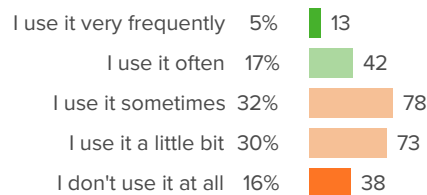
Q.3: How timely is the feedback that teachers at this school provide to students about their learning?



▲ 3 from last survey

Favorable: **61%**

Q.4: To what extent do you use the Parent Portal to access information about your child's academic progress?

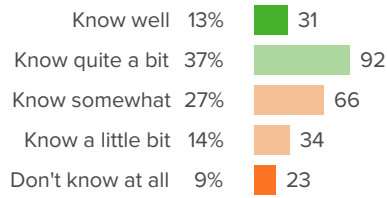


▲ 8 from last survey

Favorable: **23%**



Q.5: To what extent do you know how your child is doing in school before you receive his or her report card or progress report?



▲ **3** from last survey

Favorable: **50%**

District Climate

Your average

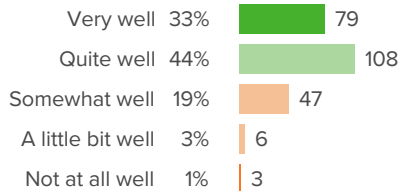
58%

246 responses

District average: **56%** Brookline Public Schools

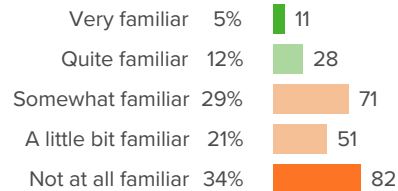
How did people respond?

Q.1: How well do district leaders communicate important information to parents/guardians?



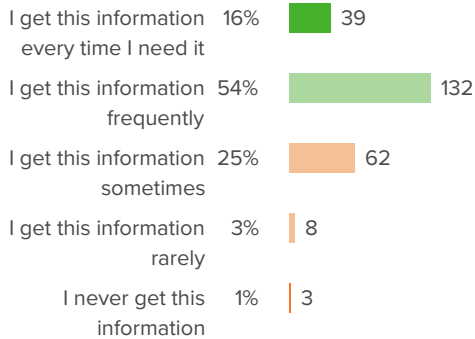
Favorable: **77%**

Q.2: How familiar are you with the Public School of Brookline's four district-wide goals?



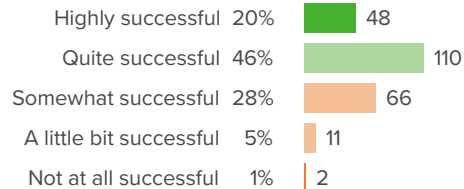
Favorable: **16%**

Q.3: How consistently are you able to get information about district events or news when you need it?



Favorable: **70%**

Q.4: How successful are district leaders in supporting schools to provide high quality education to students?



Favorable: **67%**

Family Engagement

Your average

44%

246 responses

Change

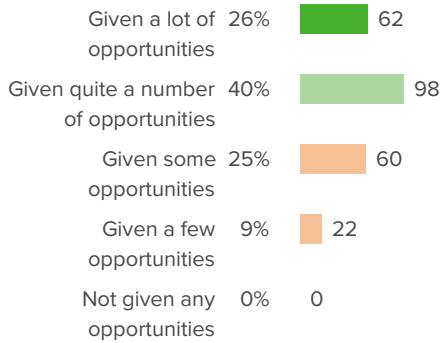
▲ 1

since last survey

District average: **41%** Brookline Public Schools

How did people respond?

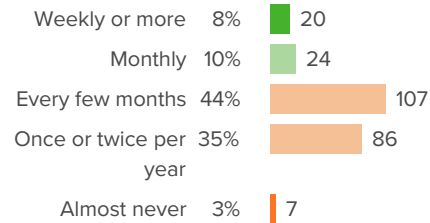
Q.1: To what extent are parents/guardians given opportunities to be meaningfully involved at this school?



▼ 2 from last survey

Favorable: **66%**

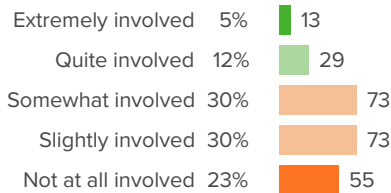
Q.2: How often do you meet in person with teachers at your child's school?



▲ 2 from last survey

Favorable: **18%**

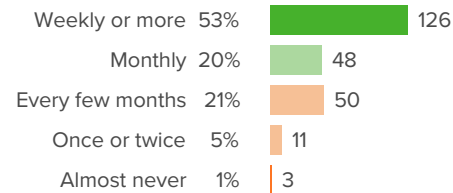
Q.3: How involved have you been with parent groups at this school?



▼ 3 from last survey

Favorable: **17%**

Q.4: In the past year, how often have you visited your child's school?



▲ 4 from last survey

Favorable: **73%**

School Climate

Your average

72%

246 responses

Change

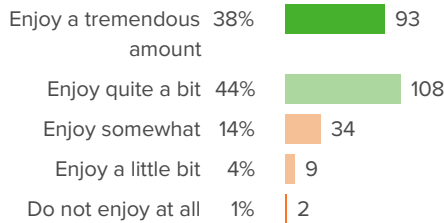
0

since last survey

District average: **72%** Brookline Public Schools

How did people respond?

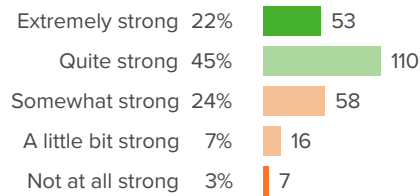
Q.1: To what extent do you think that students enjoy going to this school?



▲ 2 from last survey

Favorable: **82%**

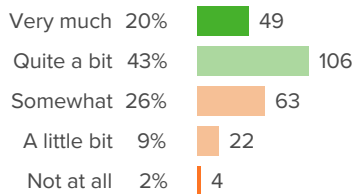
Q.2: How strong is this school's sense of community?



▼ 3 from last survey

Favorable: **67%**

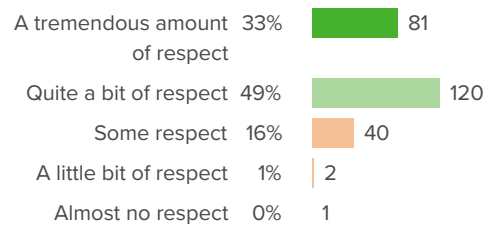
Q.3: To what extent is your child engaged in appropriately challenging levels of academics at this school?



▲ 0 from last survey

Favorable: **64%**

Q.4: How respectful are the relationships between staff and students at this school?

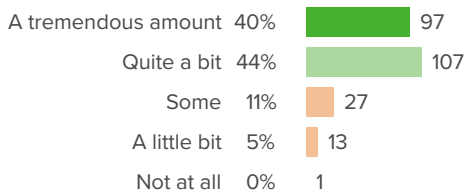


▼ 1 from last survey

Favorable: **82%**

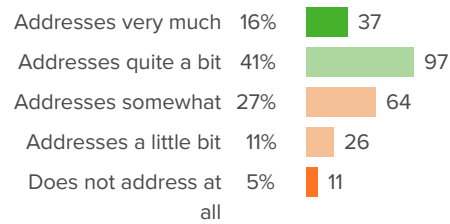


Q.5: How much does this school value the diversity of students' backgrounds?



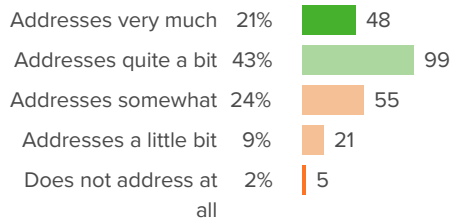
▲ **3** from last survey Favorable: **83%**

Q.6: To what extent does this school address matters related to students' socioeconomic status?



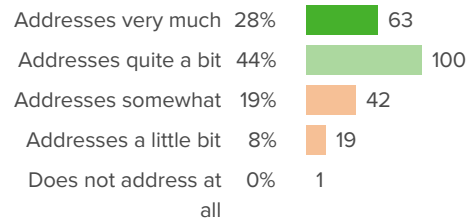
▼ **1** from last survey Favorable: **57%**

Q.7: To what extent does this school address matters related to students' race/ethnicity?



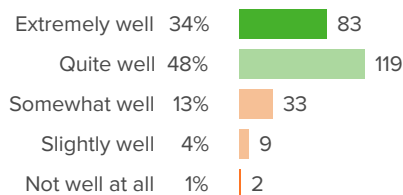
▲ **3** from last survey Favorable: **64%**

Q.8: To what extent does this school address matters related to students' disabilities?



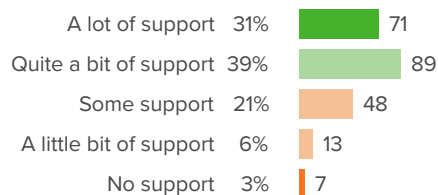
▼ **7** from last survey Favorable: **72%**

Q.9: How well do administrators and teachers at this school create a school environment that helps students learn?



▲ **0** from last survey Favorable: **82%**

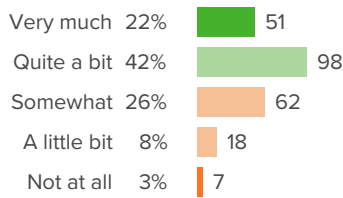
Q.10: When struggling with academics at school, to what extent does your child receive the support needed to be successful?



▲ **2** from last survey Favorable: **70%**



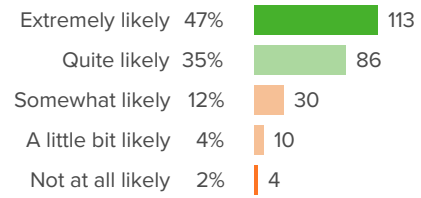
Q.11: How well does homework at this school support learning in the classroom?



▲ 3 from last survey

Favorable: **63%**

Q.12: If a friend were looking for a school to send their children to, how likely would you be to recommend this school to them?



▲ 3 from last survey

Favorable: **82%**

School Fit

Your average

67%

246 responses

Change

▲ 2

since last survey

District average: **68%** Brookline Public Schools

How did people respond?

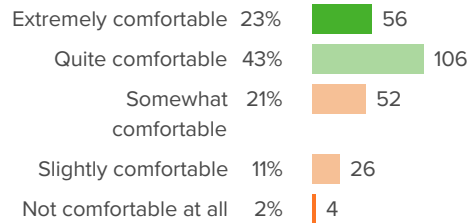
Q.1: Does your child have a close relationship with at least one adult at this school?



▼ **1** from last survey

Favorable: **87%**

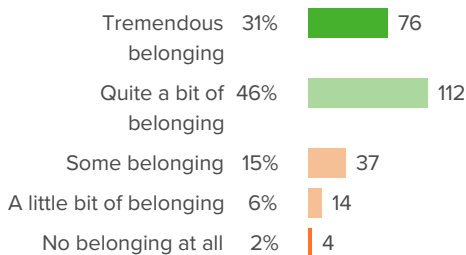
Q.2: How comfortable is your child in asking for help from adults at this school?



▲ **5** from last survey

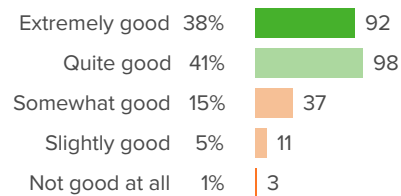
Favorable: **66%**

Q.3: To what extent does your child feel a sense of belonging at this school?



Favorable: **77%**

Q.4: Given your child's cultural background, how good a fit is this school?

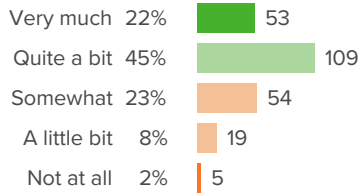


▲ **0** from last survey

Favorable: **79%**



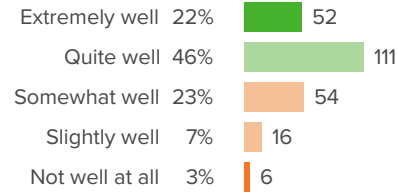
Q.5: To what extent have teachers at this school helped your child to develop effective work and study habits?



▲ 1 from last survey

Favorable: **68%**

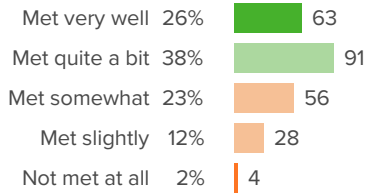
Q.6: How well do you feel this school is preparing your child for the next academic year?



▼ 1 from last survey

Favorable: **68%**

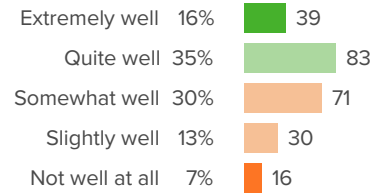
Q.7: To what extent are your child's individual learning needs met at this school?



▲ 0 from last survey

Favorable: **64%**

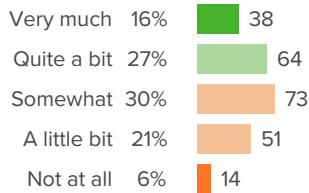
Q.8: How well do the extracurricular activities offered at this school match your child's interests?



▲ 6 from last survey

Favorable: **51%**

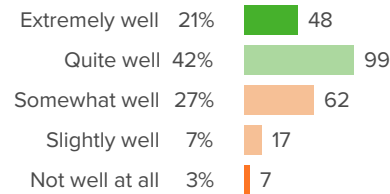
Q.9: To what extent does your child have sufficient opportunities to engage in extracurricular activities at this school?



▼ 2 from last survey

Favorable: **43%**

Q.10: How well does the overall approach to discipline at this school work for your child?



▲ 3 from last survey

Favorable: **63%**

School Leadership

Your average

65%

246 responses

Change

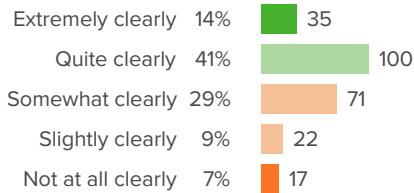
▼ **9**

since last survey

District average: **69%** Brookline Public Schools

How did people respond?

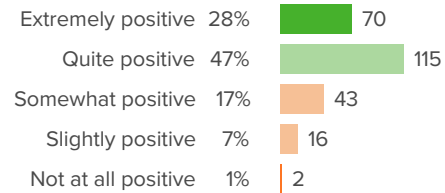
Q.1: How clearly do this school's leaders identify their goals for the school?



▼ **11** from last survey

Favorable: **55%**

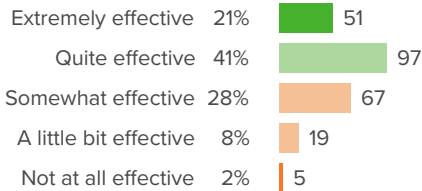
Q.2: How positive is the tone that school leaders set for the culture of this school?



▼ **9** from last survey

Favorable: **75%**

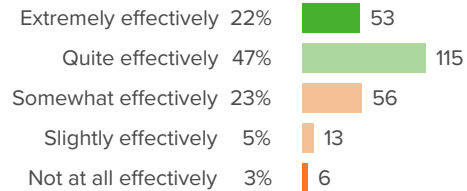
Q.3: How effective is this school's leader in promoting the learning and growth of all students?



▼ **9** from last survey

Favorable: **62%**

Q.4: How effectively do this school's leaders communicate important information to families?



▼ **7** from last survey

Favorable: **69%**

School Safety

Your average

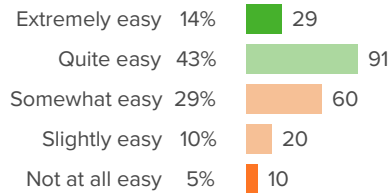
59%

246 responses

District average: **61%** Brookline Public Schools

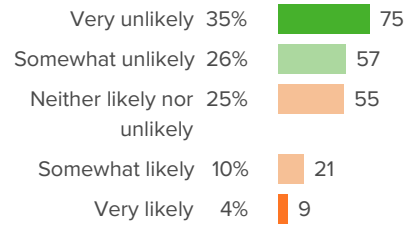
How did people respond?

Q.1: If a student is bullied at this school, how easy is it for him/her to get help from an adult?



Favorable: **57%**

Q.2: How likely is it that someone from this school will bully your child online?



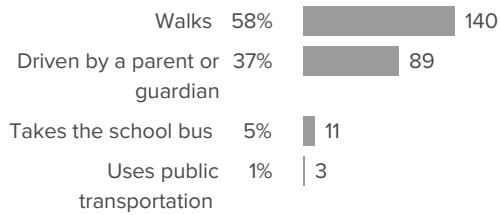
▼ **12** from last survey

Favorable: **61%**

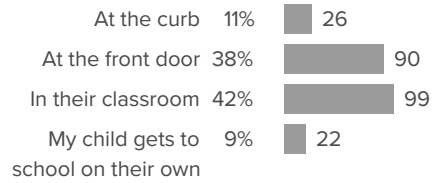
School arrival

How did people respond?

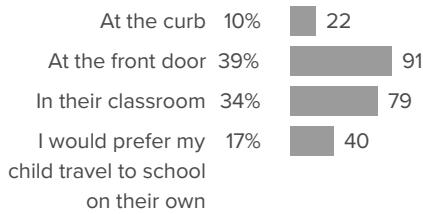
Q.1: How does your child typically get to school?



Q.2: When you/a guardian brings your child to school, where do you typically drop him/her off?



Q.3: How would you prefer your child be dropped off at school?





Other questions

How did people respond? _____

Q.1: Please select the grade level(s) that your child(ren) is/are in at this school this year.

K	16%	■	53
1	14%	■	46
2	12%	■	40
3	12%	■	41
4	15%	■	51
5	8%	■	27
6	6%	■	19
7	11%	■	36
8	7%	■	23