

PUBLIC SCHOOLS of
BROOKLINE

William H. Lincoln School

School Staff
Spring 2018



Report created by
Panorama Education



Summary

Topic Description	Results	Comparison
District Climate	50% ▼5 since last survey	44% K - 8 48% Brookline Public Schools
Educating All Students	77% ▼2 since last survey	69% K - 8 71% Brookline Public Schools
Feedback	24% ▼5 since last survey	21% K - 8 26% Brookline Public Schools
Professional Learning	32% ▼10 since last survey	35% K - 8 36% Brookline Public Schools
School Climate	61% ▲5 since last survey	60% K - 8 64% Brookline Public Schools
School Leadership	37% ▼7 since last survey	43% K - 8 49% Brookline Public Schools
Staff-Family Relationships	66% ▼2 since last survey	68% K - 8 69% Brookline Public Schools
Staff-Leadership Relationships	58% ▼9 since last survey	58% K - 8 62% Brookline Public Schools



Teaching Efficacy

63%

▼ **10**

since last survey

61% K - 8

64% Brookline Public Schools

67 responses

District Climate

Your average

50%

67 responses

Change

▼ **5**

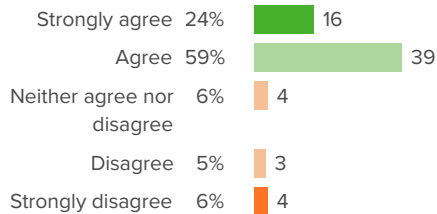
since last survey

K - 8 Grouping average: **44%** K - 8

District average: **48%** Brookline Public Schools

How did people respond?

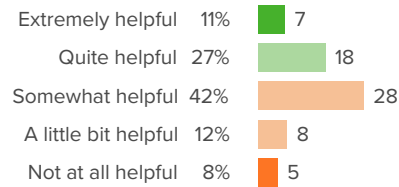
Q.1: At work I have the opportunity to do what I do best every day.



▲ **7** from last survey

Favorable: **83%**

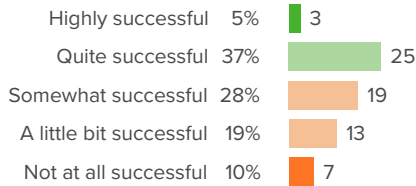
Q.2: How helpful are district leaders in providing the support you need to do your job well?



▼ **10** from last survey

Favorable: **38%**

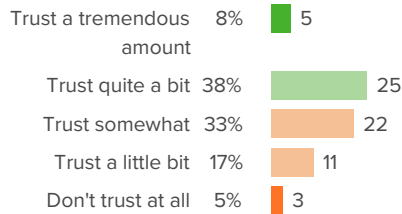
Q.3: How successful are district leaders in communicating important information to staff?



▼ **1** from last survey

Favorable: **42%**

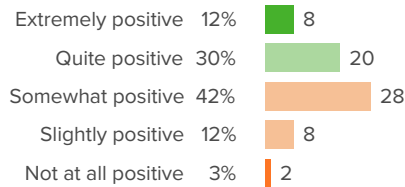
Q.4: To what extent do you trust the district leaders to do what they say they will do?



▼ **17** from last survey

Favorable: **45%**

Q.5: Overall, how positive is the working environment in the district as a whole?



▼ **4** from last survey

Favorable: **42%**

Educating All Students

Your average

77%

67 responses

Change

▼ 2

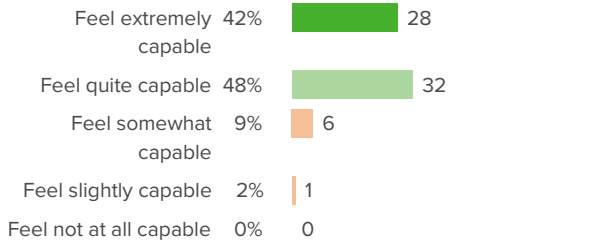
since last survey

K - 8 Grouping average: **69%** K - 8

District average: **71%** Brookline Public Schools

How did people respond?

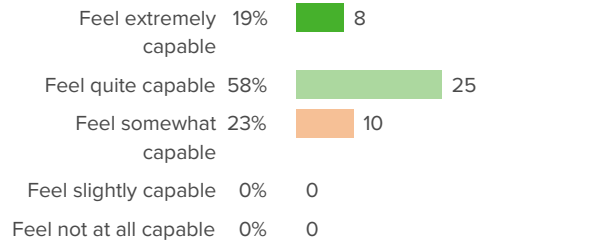
Q.1: To what extent do you feel capable of interacting with students at this school who are from a different racial and/or cultural background from your own?



▲ 7 from last survey

Favorable: **90%**

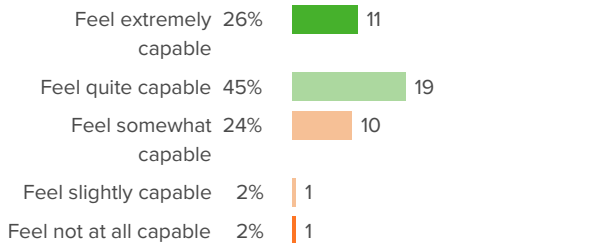
Q.2: When an issue of diversity arises in your class, to what extent do you feel capable of addressing the situation?



▼ 4 from last survey

Favorable: **77%**

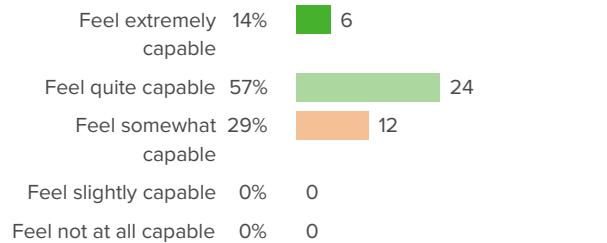
Q.3: To what extent do you feel capable of incorporating material about people from different racial or cultural backgrounds into your curriculum?



▼ 10 from last survey

Favorable: **71%**

Q.4: To what extent do you feel capable of having conversations about race with your students?



▲ 0 from last survey

Favorable: **71%**

Feedback

Your average

24%

67 responses

Change

▼ **5**

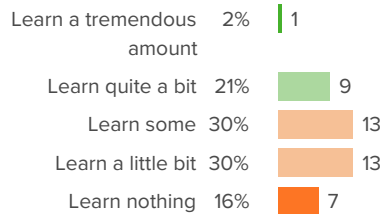
since last survey

K - 8 Grouping average: **21%** K - 8

District average: **26%** Brookline Public Schools

How did people respond?

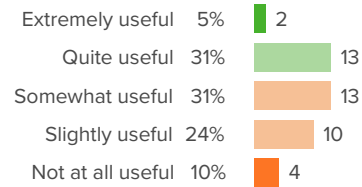
Q.1: How much do you learn from the teacher evaluation processes at your school?



▲ **2** from last survey

Favorable: **23%**

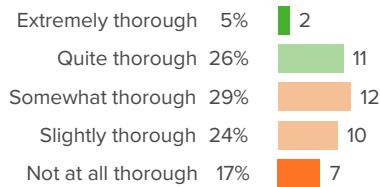
Q.2: How useful do you find the feedback you receive on your teaching?



▼ **3** from last survey

Favorable: **36%**

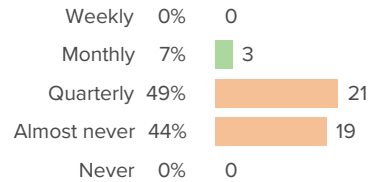
Q.3: At your school, how thorough is the feedback you receive in covering all aspects of your role as a teacher?



▼ **5** from last survey

Favorable: **31%**

Q.4: How often do you receive (formal or informal) feedback on your teaching?



▼ **12** from last survey

Favorable: **7%**

Professional Learning

Your average

32%

67 responses

Change

▼ **10**

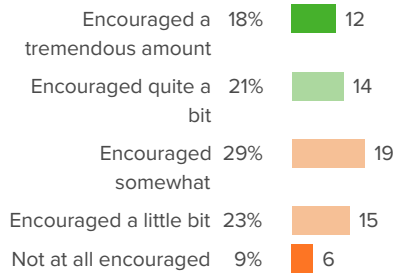
since last survey

K - 8 Grouping average: **35%** K - 8

District average: **36%** Brookline Public Schools

How did people respond?

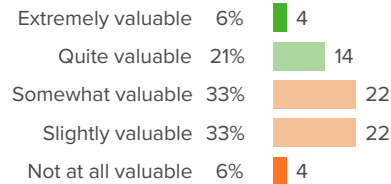
Q.1: At this school, to what extent are your ideas and suggestions for improvement encouraged?



▼ **8** from last survey

Favorable: **39%**

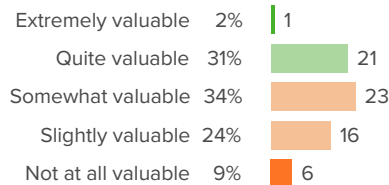
Q.2: How valuable are the professional development opportunities that are organized by this school (or, for BHS teachers, department)?



▼ **3** from last survey

Favorable: **27%**

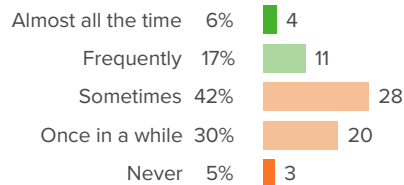
Q.3: How valuable are the professional development opportunities that are organized by district staff?



▼ **12** from last survey

Favorable: **33%**

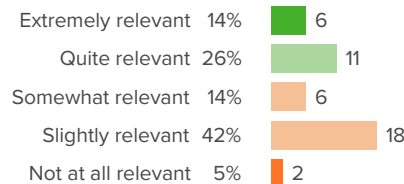
Q.4: How often do your professional development opportunities help you explore new ideas?



▼ **19** from last survey

Favorable: **23%**

Q.5: How relevant have your professional development opportunities been to the content that you teach?



▼ **7** from last survey

Favorable: **40%**

School Climate

Your average

61%

67 responses

Change

▲ 5

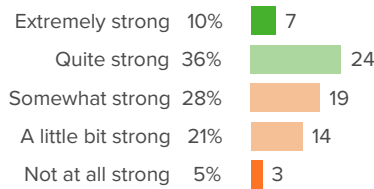
since last survey

K - 8 Grouping average: **60%** K - 8

District average: **64%** Brookline Public Schools

How did people respond?

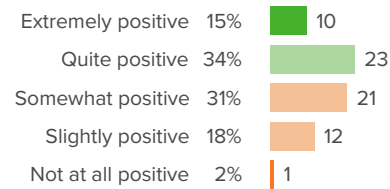
Q.1: To what extent does this school have a strong sense of community?



▼ 2 from last survey

Favorable: **46%**

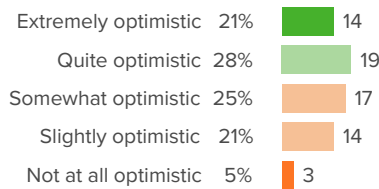
Q.2: Overall, how positive is the working environment at this school?



▼ 3 from last survey

Favorable: **49%**

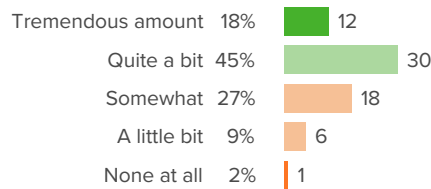
Q.3: How optimistic are you that this school will continue to improve?



▲ 5 from last survey

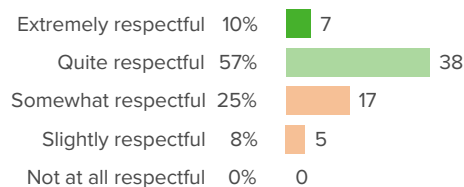
Favorable: **49%**

Q.4: To what extent is there a culture of collaboration among educators in their school?



Favorable: **63%**

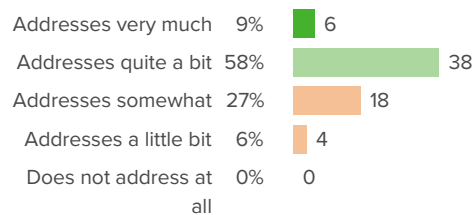
Q.5: How respectful are the relationships between staff and students at this school?



▲ 11 from last survey

Favorable: **67%**

Q.6: How well does this school address matters related to students' socioeconomic status?

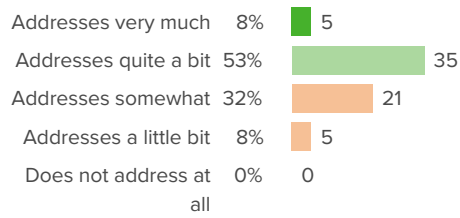


▲ 19 from last survey

Favorable: **67%**

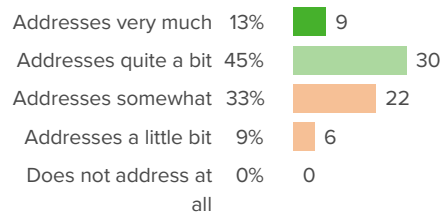


Q.7: How well does this school address matters related to students' race/ethnicity?



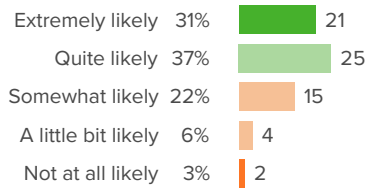
▲ 15 from last survey Favorable: **61%**

Q.8: How well does this school address matters related to students' disabilities?



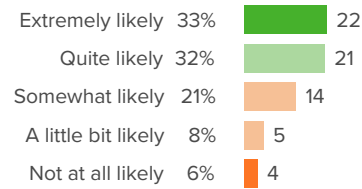
▲ 7 from last survey Favorable: **58%**

Q.9: If a friend or colleague were looking for a school to send their children, how likely would you be to recommend this school to them?



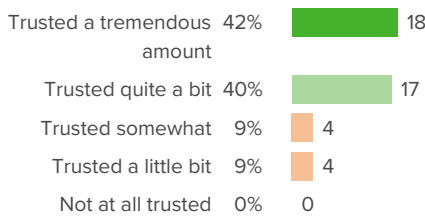
▲ 2 from last survey Favorable: **69%**

Q.10: If a friend or colleague were looking for a teaching job, how likely would you be to recommend this school to them?



▼ 3 from last survey Favorable: **65%**

Q.11: To what extent are teachers at this school trusted to teach in the way they think is best?



▼ 3 from last survey Favorable: **81%**

School Leadership

Your average

37%

67 responses

Change

▼ 7

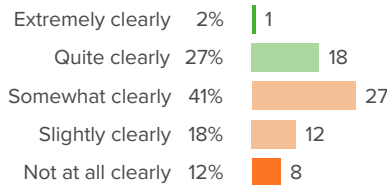
since last survey

K - 8 Grouping average: **43%** K - 8

District average: **49%** Brookline Public Schools

How did people respond?

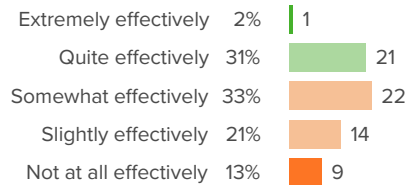
Q.1: How clearly do school leaders communicate and reinforce their goals for this school?



▼ 10 from last survey

Favorable: **29%**

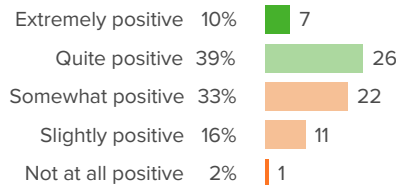
Q.2: How effectively do school leaders communicate important information to staff?



▼ 10 from last survey

Favorable: **33%**

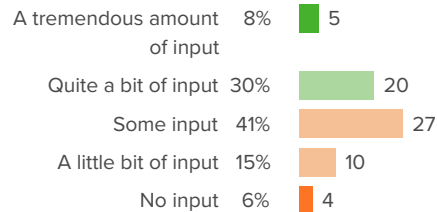
Q.3: How positive is the culture of this school?



▼ 10 from last survey

Favorable: **49%**

Q.4: When the school (or, for BHS teachers, department) makes important decisions, how much input do staff members have?



▲ 2 from last survey

Favorable: **38%**

Staff-Family Relationships

Your average

66%

67 responses

Change

▼ **2**

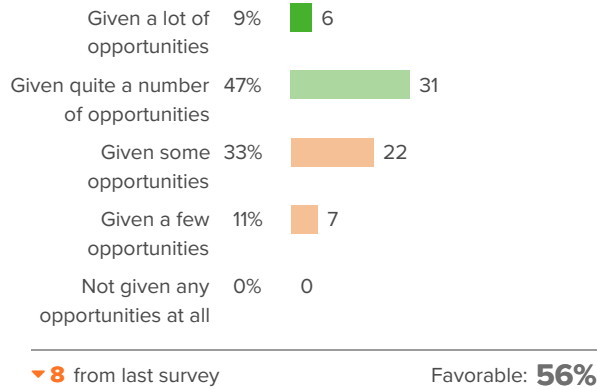
since last survey

K - 8 Grouping average: **68%** K - 8

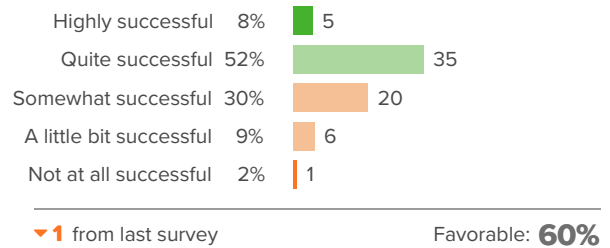
District average: **69%** Brookline Public Schools

How did people respond?

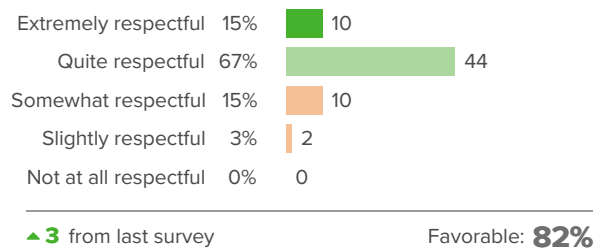
Q.1: To what extent are parents/guardians given opportunities to be meaningfully involved at this school?



Q.2: How successful is this school in communicating with students' families?



Q.3: At this school, how respectful are the parents towards you?



Staff-Leadership Relationships

Your average

58%

67 responses

Change

▼ **9**

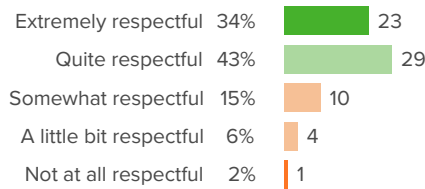
since last survey

K - 8 Grouping average: **58%** K - 8

District average: **62%** Brookline Public Schools

How did people respond?

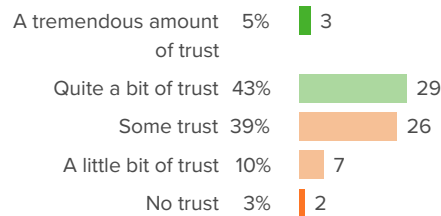
Q.1: How respectful are this school's leaders towards you?



▼ **6** from last survey

Favorable: **78%**

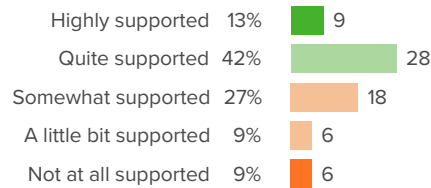
Q.2: How much trust exists between school leaders and staff?



▼ **17** from last survey

Favorable: **48%**

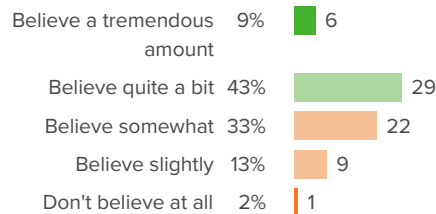
Q.3: To what extent do you feel supported by this school's leaders?



▼ **5** from last survey

Favorable: **55%**

Q.4: To what extent do you believe this school's leaders will do what they say they will do?



▼ **8** from last survey

Favorable: **52%**

Teaching Efficacy

Your average

63%

67 responses

Change

▼ **10**

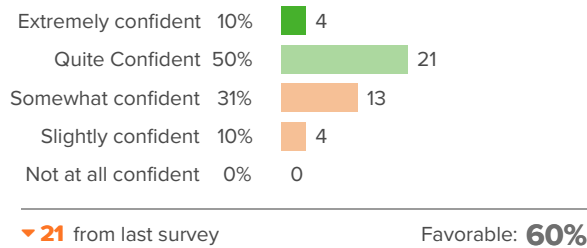
since last survey

K - 8 Grouping average: **61%** K - 8

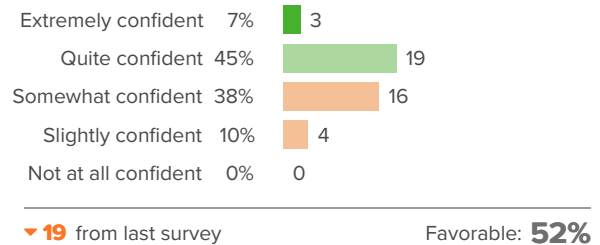
District average: **64%** Brookline Public Schools

How did people respond?

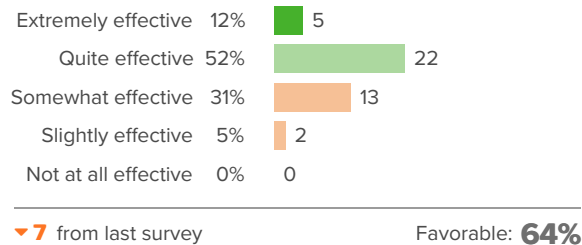
Q.1: How confident are you that you can meet the learning needs of students with disabilities?



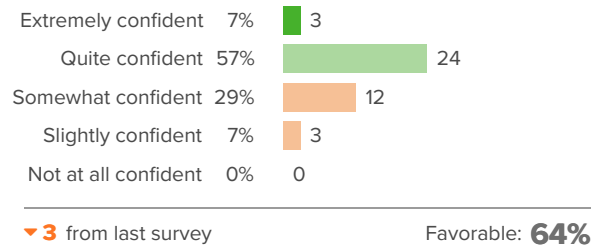
Q.2: How confident are you that you can move through material at a pace that works well for each of your students?



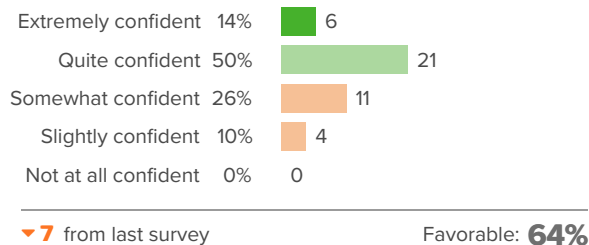
Q.3: How effective do you think you are at managing particularly disruptive classes?



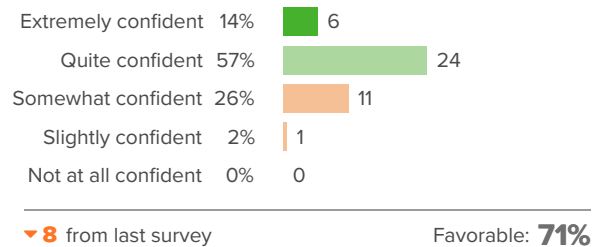
Q.4: How confident are you that you can engage students who typically are not motivated?



Q.5: How confident are you that you can meet the learning needs of students whose first language is not English?



Q.6: How confident are you that you can meet the learning needs of your most advanced students?





Other questions

How did people respond? _____

