

PUBLIC SCHOOLS of  
**BROOKLINE**

# William H. Lincoln School

K-8 Survey  
Spring 2017



Report created by  
Panorama Education



## Summary

Topic Description	Results	Comparison
<b>Communications</b>	<b>45%</b> ▲ 5 since last survey	<b>44%</b> Brookline Public Schools
<b>District Climate</b>	<b>58%</b>	<b>56%</b> Brookline Public Schools
<b>Family Engagement</b>	<b>44%</b> ▲ 0 since last survey	<b>41%</b> Brookline Public Schools
<b>School Climate</b>	<b>72%</b> ▲ 0 since last survey	<b>72%</b> Brookline Public Schools
<b>School Fit</b>	<b>67%</b> ▲ 1 since last survey	<b>68%</b> Brookline Public Schools
<b>School Leadership</b>	<b>65%</b> ▼ 9 since last survey	<b>69%</b> Brookline Public Schools
<b>School Safety</b>	<b>59%</b>	<b>61%</b> Brookline Public Schools

246 family member responses

# Communications

Your average

**45%**

246 responses

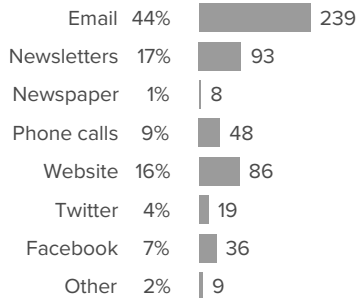
Change

**▲ 5**

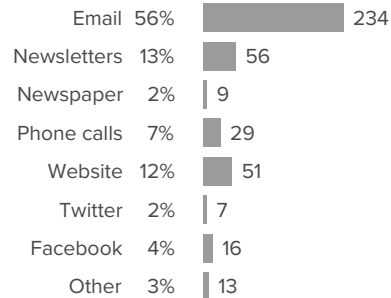
District average: **44%** Brookline Public Schools

## How did family members respond?

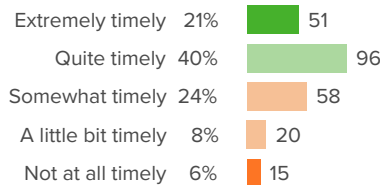
**Q.1: What would be the best way for the school/district to stay in communication with you? (check all that apply)**



**Q.2: Of the following, which source do you use the most to get information about the school/district? (check all that apply)**



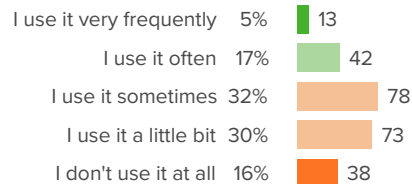
**Q.3: How timely is the feedback that teachers at this school provide to students about their learning?**



▲ 3 from last survey

Favorable: **61%**

**Q.4: To what extent do you use the Parent Portal to access information about your child's academic progress?**

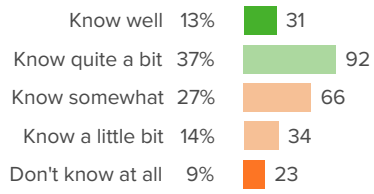


▲ 8 from last survey

Favorable: **23%**



**Q.5: To what extent do you know how your child is doing in school before you receive his or her report card or progress report?**



▲ 3 from last survey

Favorable: **50%**

## District Climate

Your average

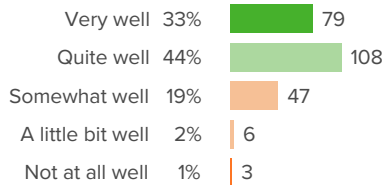
**58%**

246 responses

District average: **56%** Brookline Public Schools

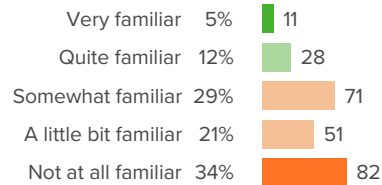
### How did family members respond?

#### Q.1: How well do district leaders communicate important information to parents/guardians?



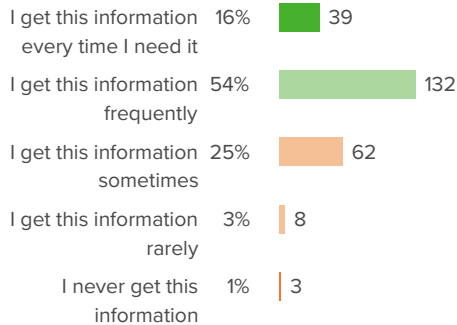
Favorable: **77%**

#### Q.2: How familiar are you with the Public School of Brookline's four district-wide goals?



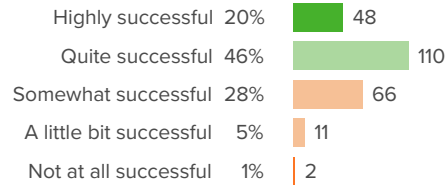
Favorable: **16%**

#### Q.3: How consistently are you able to get information about district events or news when you need it?



Favorable: **70%**

#### Q.4: How successful are district leaders in supporting schools to provide high quality education to students?



Favorable: **67%**

# Family Engagement

Your average

**44%**

246 responses

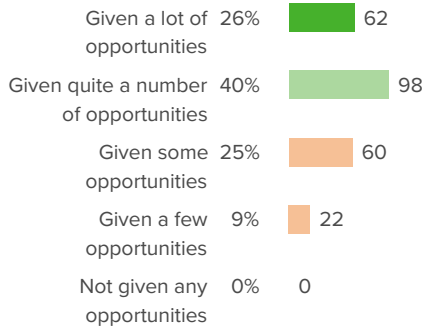
Change

▲ **0**

District average: **41%** Brookline Public Schools

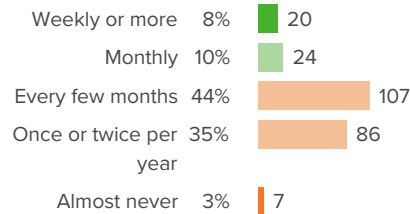
## How did family members respond?

### Q.1: To what extent are parents/guardians given opportunities to be meaningfully involved at this school?



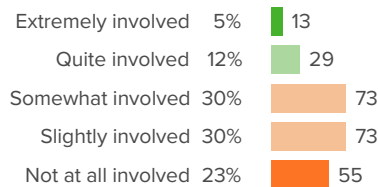
▼ **2** from last survey Favorable: **66%**

### Q.2: How often do you meet in person with teachers at your child's school?



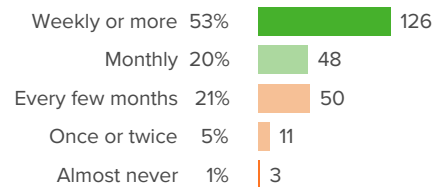
▲ **2** from last survey Favorable: **18%**

### Q.3: How involved have you been with parent groups at this school?



▼ **3** from last survey Favorable: **17%**

### Q.4: In the past year, how often have you visited your child's school?



▲ **4** from last survey Favorable: **73%**

# School Climate

Your average

**72%**

246 responses

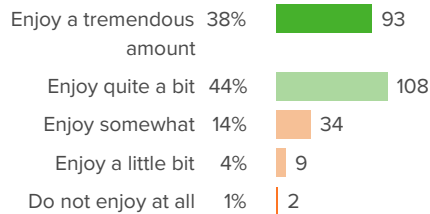
Change

**▲ 0**

District average: **72%** Brookline Public Schools

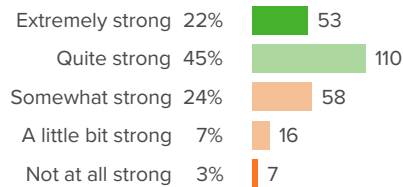
## How did family members respond?

### Q.1: To what extent do you think that students enjoy going to this school?



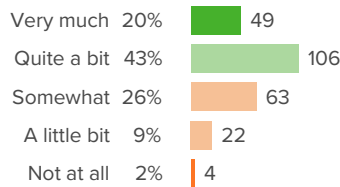
▲ 2 from last survey Favorable: **82%**

### Q.2: How strong is this school's sense of community?



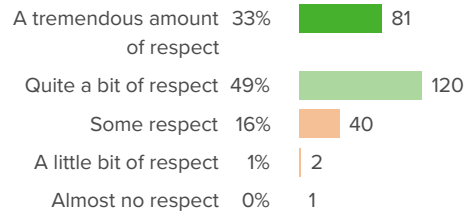
▼ 3 from last survey Favorable: **67%**

### Q.3: To what extent is your child engaged in appropriately challenging levels of academics at this school?



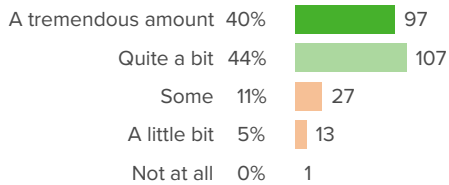
▲ 0 from last survey Favorable: **64%**

### Q.4: How respectful are the relationships between staff and students at this school?



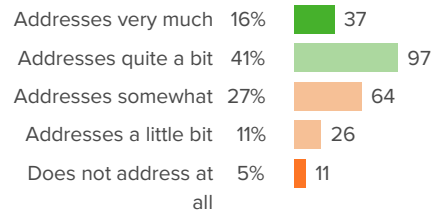
▼ 1 from last survey Favorable: **82%**

### Q.5: How much does this school value the diversity of students' backgrounds?



▲ 3 from last survey Favorable: **83%**

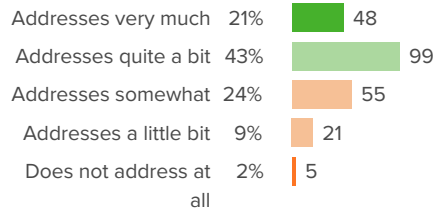
### Q.6: To what extent does this school address matters related to students' socioeconomic status?



▼ 1 from last survey Favorable: **57%**

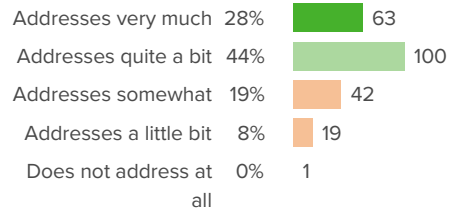


**Q.7: To what extent does this school address matters related to students' race/ethnicity?**



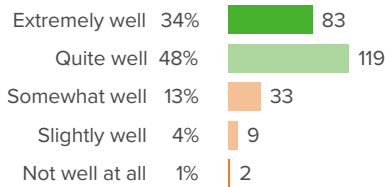
▲ **3** from last survey Favorable: **64%**

**Q.8: To what extent does this school address matters related to students' disabilities?**



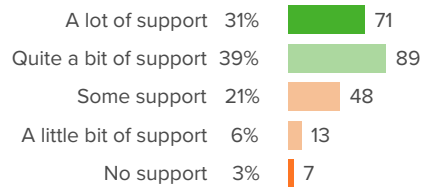
▼ **7** from last survey Favorable: **72%**

**Q.9: How well do administrators and teachers at this school create a school environment that helps students learn?**



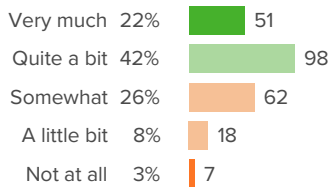
▲ **0** from last survey Favorable: **82%**

**Q.10: When struggling with academics at school, to what extent does your child receive the support needed to be successful?**



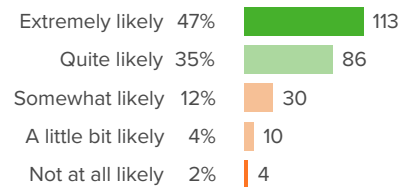
▲ **2** from last survey Favorable: **70%**

**Q.11: How well does homework at this school support learning in the classroom?**



▲ **3** from last survey Favorable: **63%**

**Q.12: If a friend were looking for a school to send their children to, how likely would you be to recommend this school to them?**



▲ **3** from last survey Favorable: **82%**



# School Fit

Your average

**67%**

246 responses

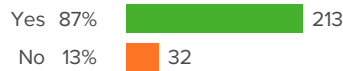
Change

▲ 1

District average: **68%** Brookline Public Schools

## How did family members respond?

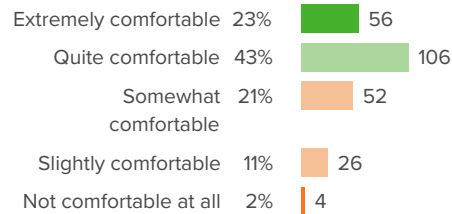
**Q.1: Does your child have a close relationship with at least one adult at this school?**



▼ 1 from last survey

Favorable: **87%**

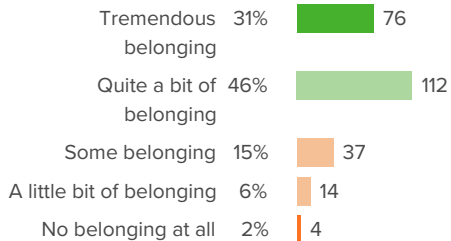
**Q.2: How comfortable is your child in asking for help from adults at this school?**



▲ 5 from last survey

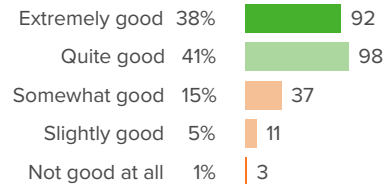
Favorable: **66%**

**Q.3: To what extent does your child feel a sense of belonging at this school?**



Favorable: **77%**

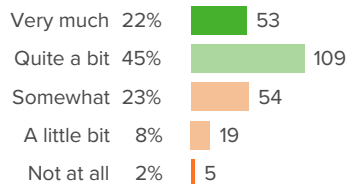
**Q.4: Given your child's cultural background, how good a fit is this school?**



▲ 0 from last survey

Favorable: **79%**

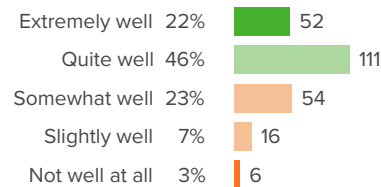
**Q.5: To what extent have teachers at this school helped your child to develop effective work and study habits?**



▲ 1 from last survey

Favorable: **68%**

**Q.6: How well do you feel this school is preparing your child for the next academic year?**

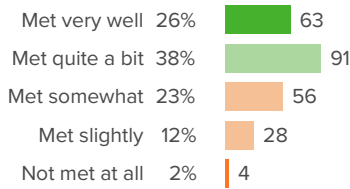


▼ 1 from last survey

Favorable: **68%**

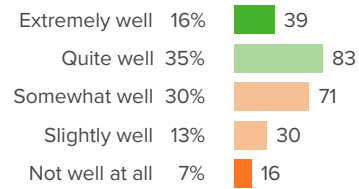


**Q.7: To what extent are your child's individual learning needs met at this school?**



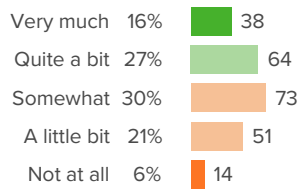
▲ 0 from last survey Favorable: **64%**

**Q.8: How well do the extracurricular activities offered at this school match your child's interests?**



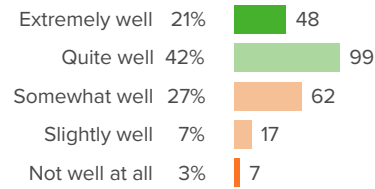
▲ 6 from last survey Favorable: **51%**

**Q.9: To what extent does your child have sufficient opportunities to engage in extracurricular activities at this school?**



▼ 2 from last survey Favorable: **43%**

**Q.10: How well does the overall approach to discipline at this school work for your child?**



▲ 3 from last survey Favorable: **63%**

# School Leadership

Your average

**65%**

246 responses

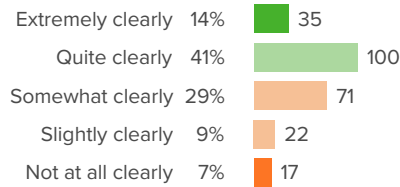
Change

▼ **9**

District average: **69%** Brookline Public Schools

## How did family members respond?

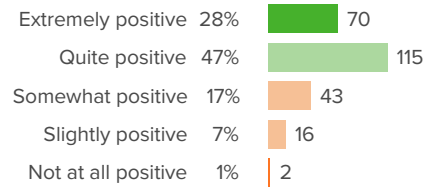
### Q.1: How clearly do this school's leaders identify their goals for the school?



▼ **11** from last survey

Favorable: **55%**

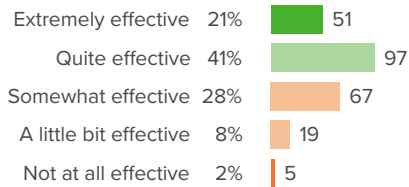
### Q.2: How positive is the tone that school leaders set for the culture of this school?



▼ **9** from last survey

Favorable: **75%**

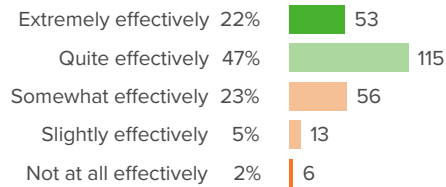
### Q.3: How effective is this school's leader in promoting the learning and growth of all students?



▼ **9** from last survey

Favorable: **62%**

### Q.4: How effectively do this school's leaders communicate important information to families?



▼ **7** from last survey

Favorable: **69%**

# School Safety

Your average

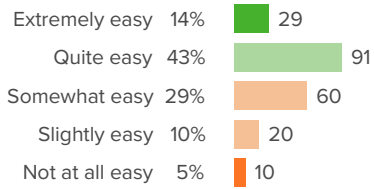
**59%**

246 responses

District average: **61%** Brookline Public Schools

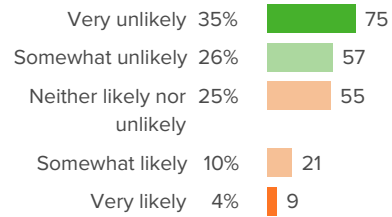
## How did family members respond?

**Q.1: If a student is bullied at this school, how easy is it for him/her to get help from an adult?**



Favorable: **57%**

**Q.2: How likely is it that someone from this school will bully your child online?**



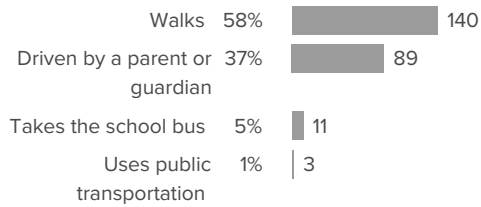
Favorable: **61%**

# School arrival

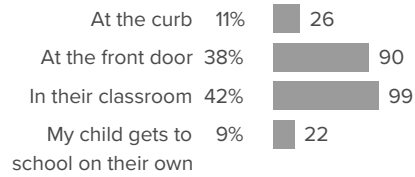
## How did family members respond?

---

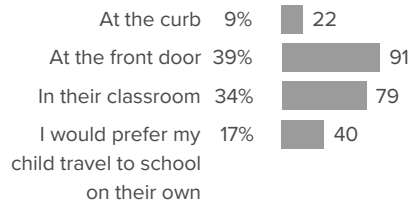
### Q.1: How does your child typically get to school?



### Q.2: When you/a guardian brings your child to school, where do you typically drop him/her off?



### Q.3: How would you prefer your child be dropped off at school?





## Other questions

How did family members respond? \_\_\_\_\_

**Q.1: Please select the grade level(s) that your child(ren) is/are in at this school this year.**

K	16%	■	53
1	14%	■	46
2	12%	■	40
3	12%	■	41
4	15%	■	51
5	8%	■	27
6	6%	■	19
7	11%	■	36
8	7%	■	23