

PUBLIC SCHOOLS of
BROOKLINE

Edward Devotion School - Upper

K-8 Family Survey
Spring 2018



Report created by
Panorama Education



Summary

Topic Description	Results	Comparison
Communications	61% ▲ 24 since last survey	57% K - 8 57% Brookline Public Schools
District Climate	58% ▲ 12 since last survey	60% K - 8 60% Brookline Public Schools
Family Engagement	27% ▲ 6 since last survey	44% K - 8 44% Brookline Public Schools
School Climate	64% 0 since last survey	71% K - 8 71% Brookline Public Schools
School Fit	60% ▲ 3 since last survey	66% K - 8 66% Brookline Public Schools
School Safety	55% ▲ 2 since last survey	57% K - 8 57% Brookline Public Schools

116 responses

Communications

Your average

61%

116 responses

Change

▲ 24

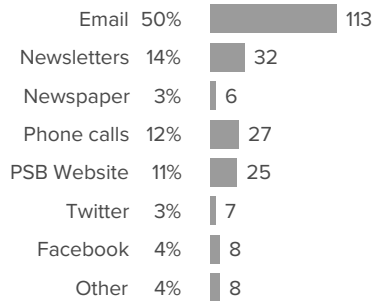
since last survey

K - 8 Grouping average: **57%** K - 8

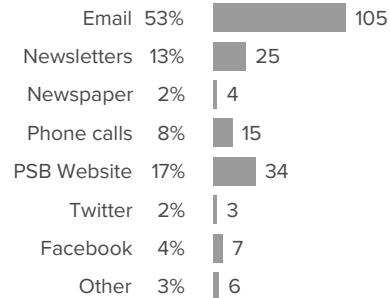
District average: **57%** Brookline Public Schools

How did people respond?

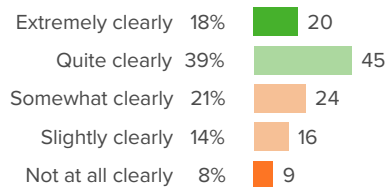
Q.1: What is the best way for the school/district to stay in communication with you? (check all that apply)



Q.2: Of the following, which source do you use the most to get information about the school/district? (check all that apply)



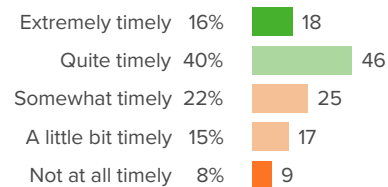
Q.3: How clearly do this school's leaders identify their goals for the school?



▲ 18 from last survey

Favorable: **57%**

Q.4: How timely is the feedback that teachers at this school provide to students about their learning?

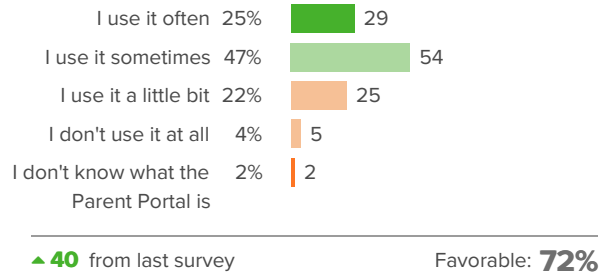


▲ 8 from last survey

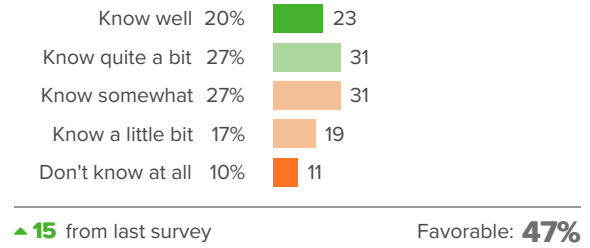
Favorable: **56%**



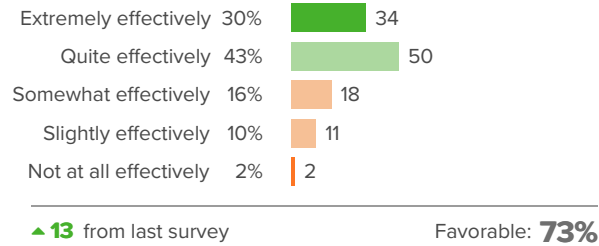
Q.5: To what extent do you use the Parent Portal to access information about your child's academic progress?



Q.6: To what extent do you know how your child is doing in school before you receive his or her report card or progress report?



Q.7: How effectively do this school's leaders communicate important information to families?



District Climate

Your average

58%

116 responses

Change

▲ 12

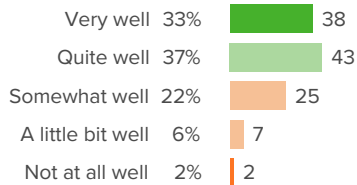
since last survey

K - 8 Grouping average: **60%** K - 8

District average: **60%** Brookline Public Schools

How did people respond?

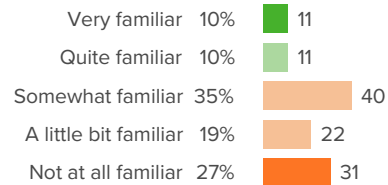
Q.1: How well do district leaders communicate important information to parents/guardians?



▲ 14 from last survey

Favorable: **70%**

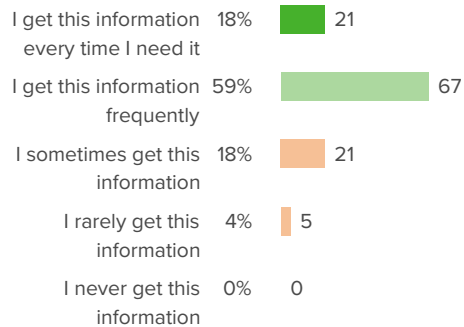
Q.2: How familiar are you with the Public School of Brookline's four district-wide goals?



▲ 6 from last survey

Favorable: **19%**

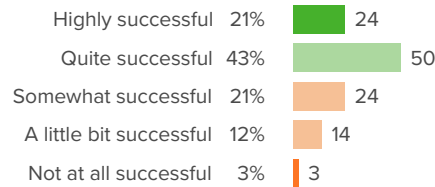
Q.3: How consistently are you able to get information about district events or news when you need it?



▲ 20 from last survey

Favorable: **77%**

Q.4: How successful are district leaders in supporting schools to provide high quality education to students?



▲ 7 from last survey

Favorable: **64%**

Family Engagement

Your average

27%

116 responses

Change

▲ 6

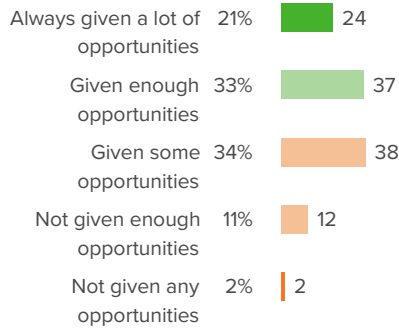
since last survey

K - 8 Grouping average: **44%** K - 8

District average: **44%** Brookline Public Schools

How did people respond?

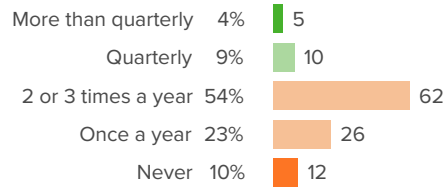
Q.1: To what extent are parents/guardians given opportunities to be meaningfully involved at this school?



▲ 14 from last survey

Favorable: **54%**

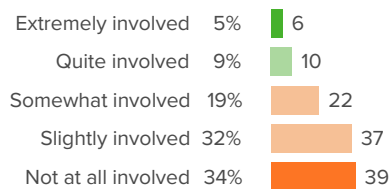
Q.2: How often do you meet in person with teachers at your child's school?



▲ 6 from last survey

Favorable: **13%**

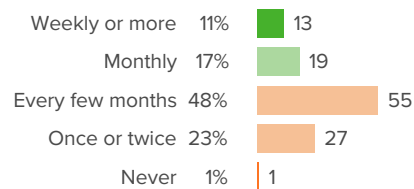
Q.3: How involved have you been with parent groups at this school?



▼ 3 from last survey

Favorable: **14%**

Q.4: In the past year, how often have you visited your child's school?



▲ 8 from last survey

Favorable: **28%**

School Climate

Your average

64%

116 responses

Change

0

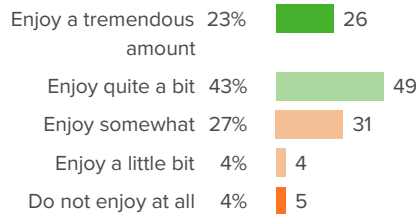
since last survey

K - 8 Grouping average: **71%** K - 8

District average: **71%** Brookline Public Schools

How did people respond?

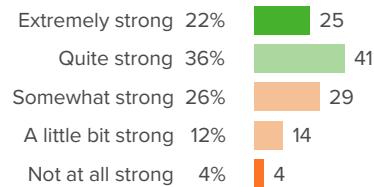
Q.1: To what extent do you think that students enjoy going to this school?



▲1 from last survey

Favorable: **65%**

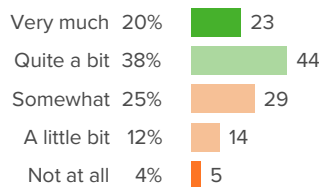
Q.2: How strong is this school's sense of community?



▲2 from last survey

Favorable: **58%**

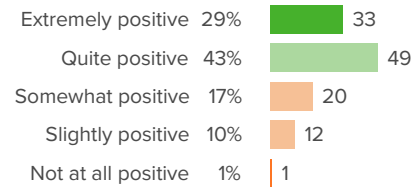
Q.3: To what extent is your child engaged in appropriately challenging levels of academics at this school?



▼1 from last survey

Favorable: **58%**

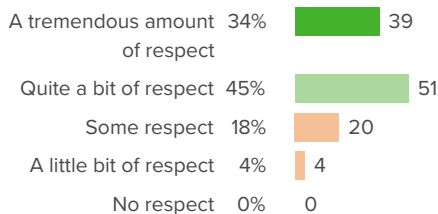
Q.4: How positive is the culture of this school?



▼1 from last survey

Favorable: **71%**

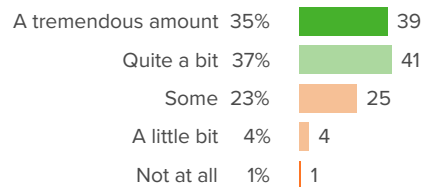
Q.5: How respectful are the relationships between staff and students at this school?



▼5 from last survey

Favorable: **79%**

Q.6: How much does this school value the diversity of students' backgrounds?

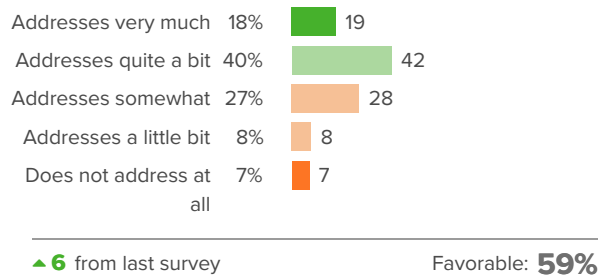


▼9 from last survey

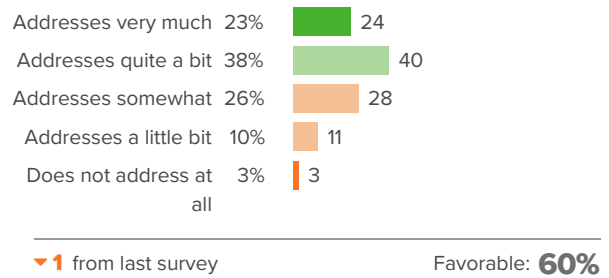
Favorable: **73%**



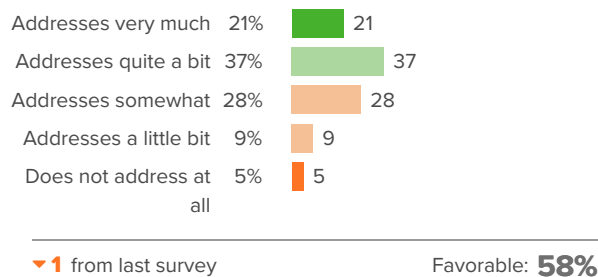
Q.7: To what extent does this school address matters related to students' socioeconomic status?



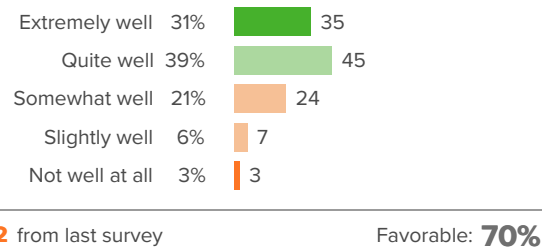
Q.8: To what extent does this school address matters related to students' race/ethnicity?



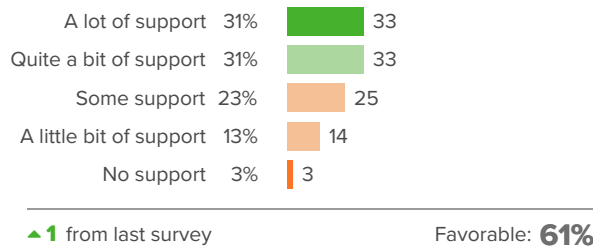
Q.9: To what extent does this school address matters related to students' disabilities?



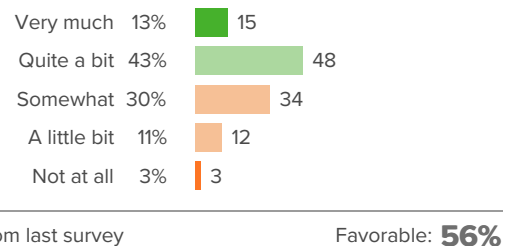
Q.10: How well do teachers and administrators at this school create a school environment that helps students learn?



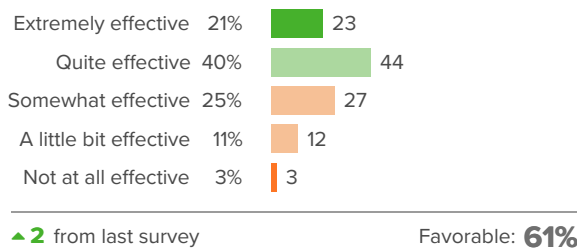
Q.11: When struggling with academics at school, to what extent does your child receive the support needed to be successful?



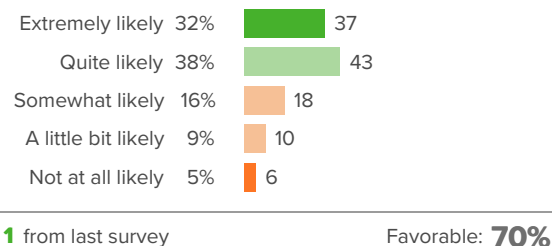
Q.12: How well does homework at this school support learning in the classroom?



Q.13: How effective is this school's leader in promoting the learning and growth of all students?



Q.14: If a friend were looking for a school to send their children to, how likely would you be to recommend this school to them?



School Fit

Your average

60%

116 responses

Change

▲ 3

since last survey

K - 8 Grouping average: **66%** K - 8

District average: **66%** Brookline Public Schools

How did people respond?

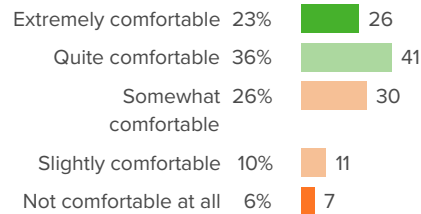
Q.1: Does your child have a close relationship with at least one adult at this school?



▲ 5 from last survey

Favorable: **77%**

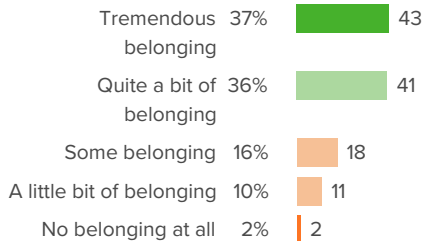
Q.2: How comfortable is your child in asking for help from adults at this school?



▲ 7 from last survey

Favorable: **58%**

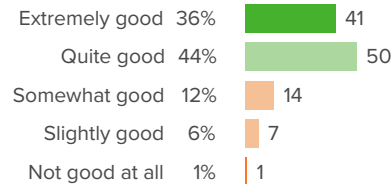
Q.3: To what extent does your child feel a sense of belonging at this school?



▼ 1 from last survey

Favorable: **73%**

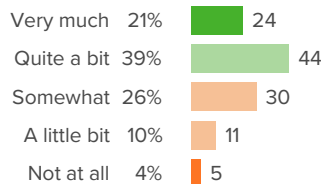
Q.4: Given your child's cultural background, how good a fit is this school?



▲ 4 from last survey

Favorable: **81%**

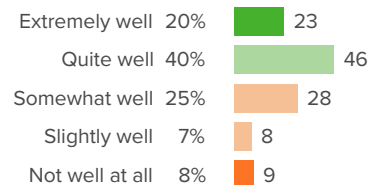
Q.5: To what extent have teachers at this school helped your child to develop effective work and study habits?



▲ 8 from last survey

Favorable: **60%**

Q.6: How well do you feel this school is preparing your child for the next academic year?

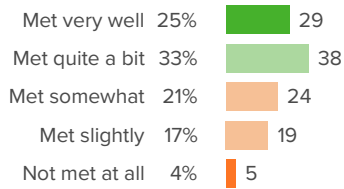


▲ 6 from last survey

Favorable: **61%**

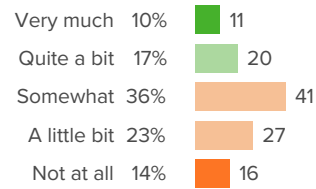


Q.7: To what extent are your child's individual learning needs met at this school?



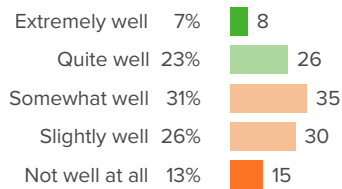
▲ 0 from last survey Favorable: **58%**

Q.8: To what extent does your child participate in extracurricular activities at this school?



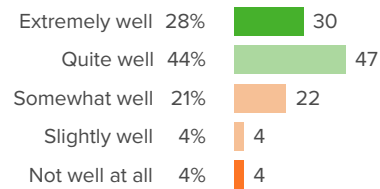
▼ 5 from last survey Favorable: **27%**

Q.9: How well do the extracurricular activities offered at this school match your child's interests?



▲ 0 from last survey Favorable: **30%**

Q.10: How well does the overall approach to discipline at this school work for your child?



▼ 1 from last survey Favorable: **72%**

School Safety

Your average

55%

116 responses

Change

▲ 2

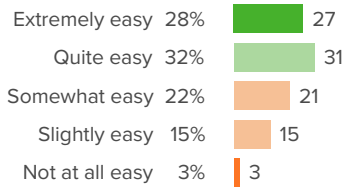
since last survey

K - 8 Grouping average: **57%** K - 8

District average: **57%** Brookline Public Schools

How did people respond?

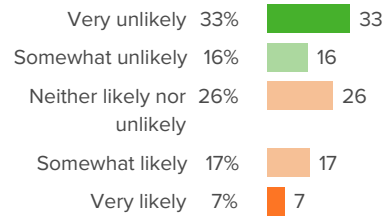
Q.1: If a student is bullied at this school, how easy is it for a child to get help from an adult?



▲ 5 from last survey

Favorable: **60%**

Q.2: How likely is it that someone from this school will bully your child online?



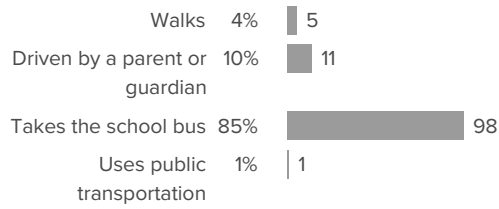
▼ 1 from last survey

Favorable: **49%**

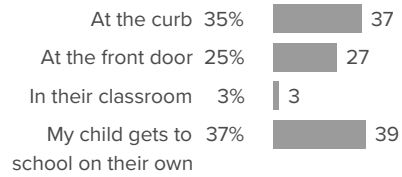
School arrival

How did people respond?

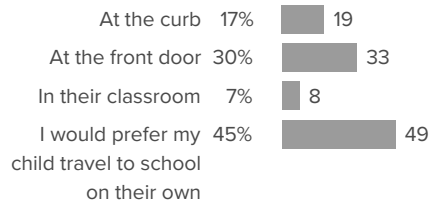
Q.1: How does your child typically get to school?



Q.2: When you/a guardian brings your child to school, where do you typically drop your child off?



Q.3: How would you prefer your child be dropped off at school?





Other questions

How did people respond? _____

Q.1: Please select the grade level(s) that your child(ren) is/are in at this school this year.

