

PUBLIC SCHOOLS of  
**BROOKLINE**

# Edward Devotion School - Upper

School Staff  
Spring 2018



Report created by  
Panorama Education



# Summary

Topic Description	Results	Comparison
<b>District Climate</b>	<b>39%</b> ▼ 6 since last survey	<b>44%</b> K - 8 <b>48%</b> Brookline Public Schools
<b>Educating All Students</b>	<b>66%</b> ▼ 6 since last survey	<b>69%</b> K - 8 <b>71%</b> Brookline Public Schools
<b>Feedback</b>	<b>25%</b> ▲ 6 since last survey	<b>21%</b> K - 8 <b>26%</b> Brookline Public Schools
<b>Professional Learning</b>	<b>31%</b> ▼ 5 since last survey	<b>35%</b> K - 8 <b>36%</b> Brookline Public Schools
<b>School Climate</b>	<b>59%</b> ▼ 1 since last survey	<b>60%</b> K - 8 <b>64%</b> Brookline Public Schools
<b>School Leadership</b>	<b>51%</b> ▼ 1 since last survey	<b>43%</b> K - 8 <b>49%</b> Brookline Public Schools
<b>Staff-Family Relationships</b>	<b>56%</b> ▼ 6 since last survey	<b>68%</b> K - 8 <b>69%</b> Brookline Public Schools
<b>Staff-Leadership Relationships</b>	<b>63%</b> ▲ 7 since last survey	<b>58%</b> K - 8 <b>62%</b> Brookline Public Schools



## Teaching Efficacy

**61%**



since last survey

**61%** K - 8

**64%** Brookline Public Schools

---

52 responses

## District Climate

Your average

**39%**

52 responses

Change

**▼ 6**

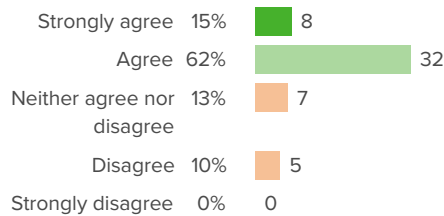
since last survey

K - 8 Grouping average: **44%** K - 8

District average: **48%** Brookline Public Schools

### How did people respond?

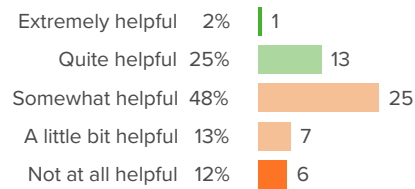
#### Q.1: At work I have the opportunity to do what I do best every day.



▲ 4 from last survey

Favorable: **77%**

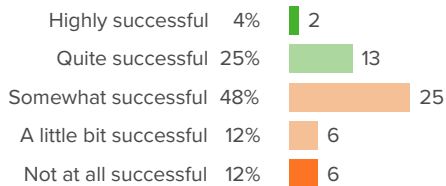
#### Q.2: How helpful are district leaders in providing the support you need to do your job well?



▼ 6 from last survey

Favorable: **27%**

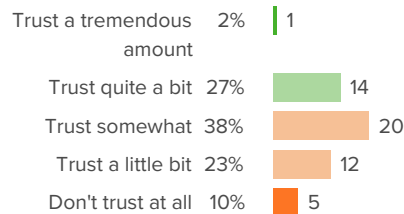
#### Q.3: How successful are district leaders in communicating important information to staff?



▼ 12 from last survey

Favorable: **29%**

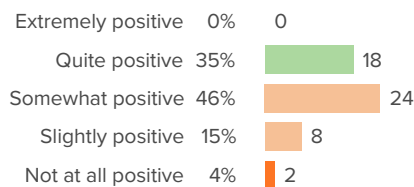
#### Q.4: To what extent do you trust the district leaders to do what they say they will do?



▼ 6 from last survey

Favorable: **29%**

#### Q.5: Overall, how positive is the working environment in the district as a whole?



▼ 6 from last survey

Favorable: **35%**

# Educating All Students

Your average

**66%**

52 responses

Change

▼ **6**

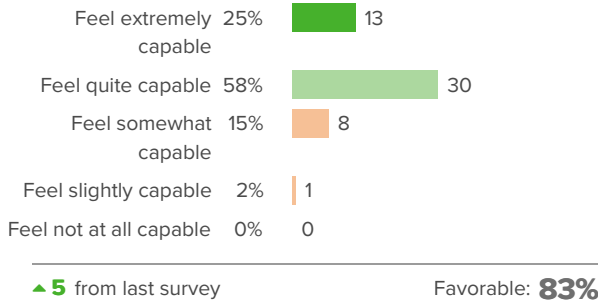
since last survey

K - 8 Grouping average: **69%** K - 8

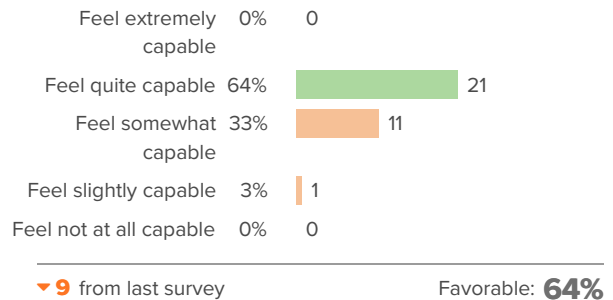
District average: **71%** Brookline Public Schools

## How did people respond?

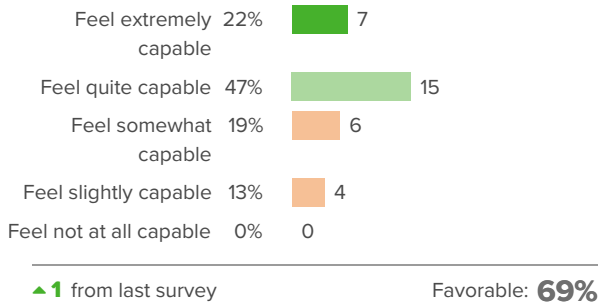
**Q.1: To what extent do you feel capable of interacting with students at this school who are from a different racial and/or cultural background from your own?**



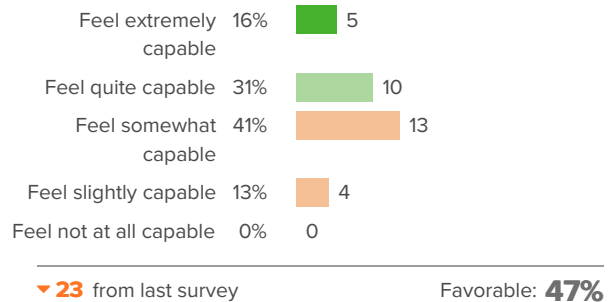
**Q.2: When an issue of diversity arises in your class, to what extent do you feel capable of addressing the situation?**



**Q.3: To what extent do you feel capable of incorporating material about people from different racial or cultural backgrounds into your curriculum?**



**Q.4: To what extent do you feel capable of having conversations about race with your students?**



# Feedback

Your average

**25%**

52 responses

Change

**▲ 6**

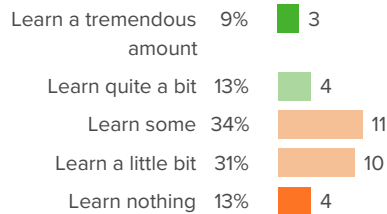
since last survey

K - 8 Grouping average: **21%** K - 8

District average: **26%** Brookline Public Schools

## How did people respond?

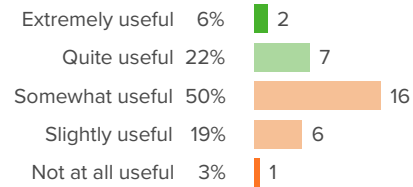
### Q.1: How much do you learn from the teacher evaluation processes at your school?



▲ 13 from last survey

Favorable: **22%**

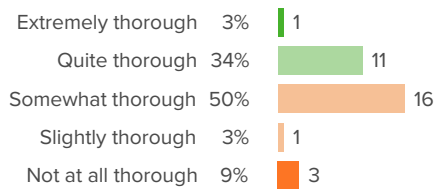
### Q.2: How useful do you find the feedback you receive on your teaching?



▲ 5 from last survey

Favorable: **28%**

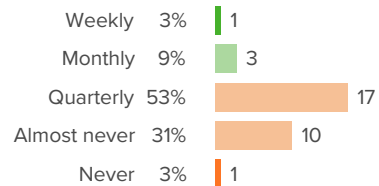
### Q.3: At your school, how thorough is the feedback you receive in covering all aspects of your role as a teacher?



▲ 16 from last survey

Favorable: **38%**

### Q.4: How often do you receive (formal or informal) feedback on your teaching?



▼ 9 from last survey

Favorable: **13%**

# Professional Learning

Your average

**31%**

52 responses

Change

▼ **5**

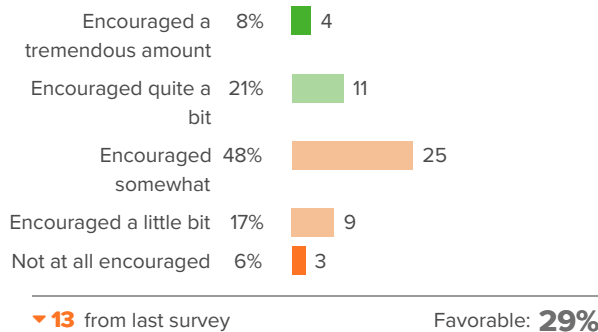
since last survey

K - 8 Grouping average: **35%** K - 8

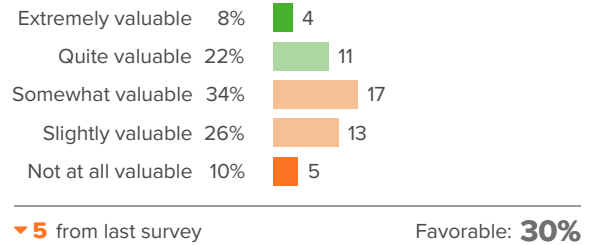
District average: **36%** Brookline Public Schools

## How did people respond?

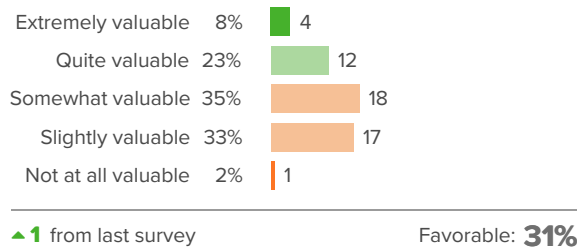
### Q.1: At this school, to what extent are your ideas and suggestions for improvement encouraged?



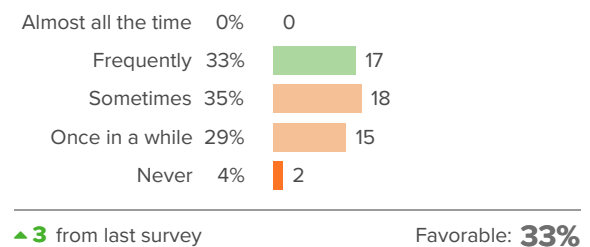
### Q.2: How valuable are the professional development opportunities that are organized by this school (or, for BHS teachers, department)?



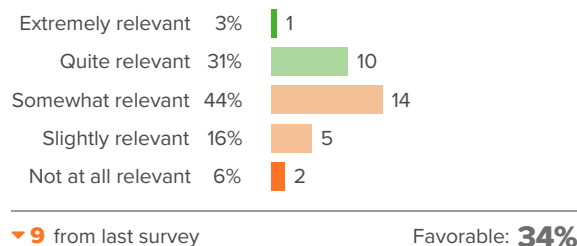
### Q.3: How valuable are the professional development opportunities that are organized by district staff?



### Q.4: How often do your professional development opportunities help you explore new ideas?



### Q.5: How relevant have your professional development opportunities been to the content that you teach?



# School Climate

Your average

**59%**

52 responses

Change

▼ **1**

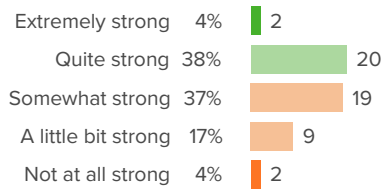
since last survey

K - 8 Grouping average: **60%** K - 8

District average: **64%** Brookline Public Schools

## How did people respond?

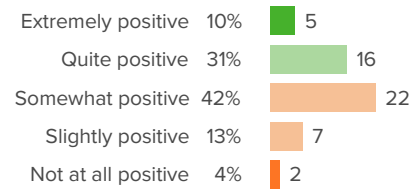
### Q.1: To what extent does this school have a strong sense of community?



▲ **12** from last survey

Favorable: **42%**

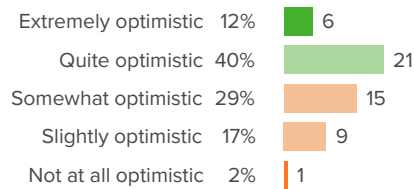
### Q.2: Overall, how positive is the working environment at this school?



▼ **1** from last survey

Favorable: **40%**

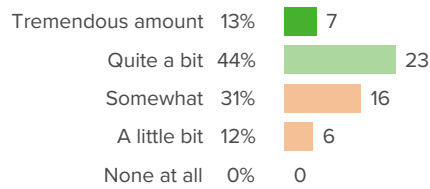
### Q.3: How optimistic are you that this school will continue to improve?



▲ **3** from last survey

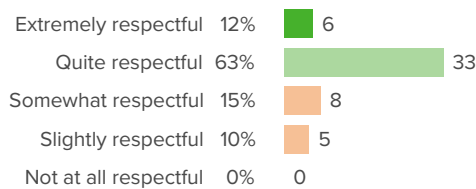
Favorable: **52%**

### Q.4: To what extent is there a culture of collaboration among educators in their school?



Favorable: **58%**

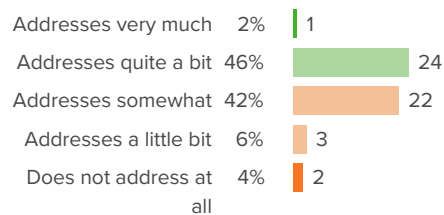
### Q.5: How respectful are the relationships between staff and students at this school?



▼ **14** from last survey

Favorable: **75%**

### Q.6: How well does this school address matters related to students' socioeconomic status?



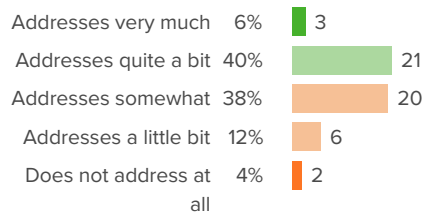
▲ **2** from last survey

Favorable: **48%**



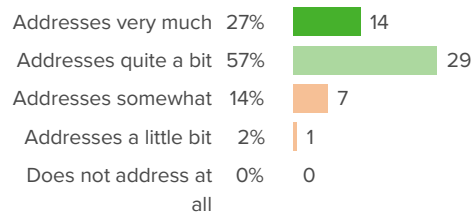


**Q.7: How well does this school address matters related to students' race/ethnicity?**



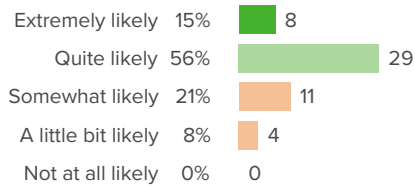
▲ **3** from last survey Favorable: **46%**

**Q.8: How well does this school address matters related to students' disabilities?**



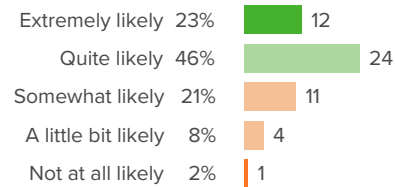
▲ **17** from last survey Favorable: **84%**

**Q.9: If a friend or colleague were looking for a school to send their children, how likely would you be to recommend this school to them?**



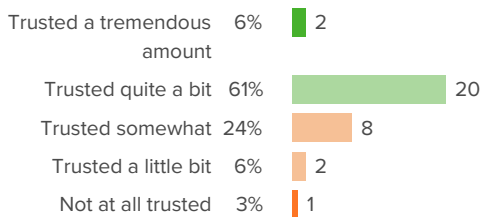
▼ **7** from last survey Favorable: **71%**

**Q.10: If a friend or colleague were looking for a teaching job, how likely would you be to recommend this school to them?**



▼ **1** from last survey Favorable: **69%**

**Q.11: To what extent are teachers at this school trusted to teach in the way they think is best?**



▼ **16** from last survey Favorable: **67%**

# School Leadership

Your average

**51%**

52 responses

Change

▼ **1**

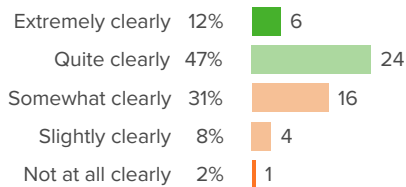
since last survey

K - 8 Grouping average: **43%** K - 8

District average: **49%** Brookline Public Schools

## How did people respond?

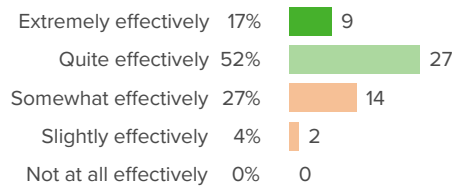
### Q.1: How clearly do school leaders communicate and reinforce their goals for this school?



▼ **3** from last survey

Favorable: **59%**

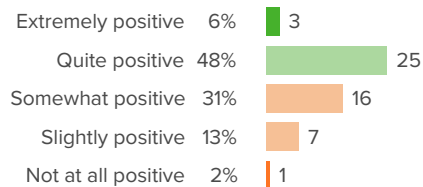
### Q.2: How effectively do school leaders communicate important information to staff?



▲ **4** from last survey

Favorable: **69%**

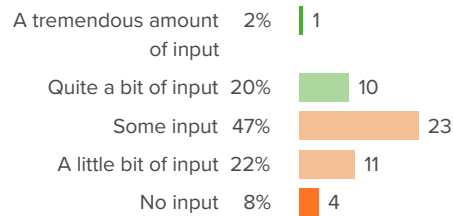
### Q.3: How positive is the culture of this school?



▼ **8** from last survey

Favorable: **54%**

### Q.4: When the school (or, for BHS teachers, department) makes important decisions, how much input do staff members have?



▲ **3** from last survey

Favorable: **22%**

# Staff-Family Relationships

Your average

**56%**

52 responses

Change

▼ **6**

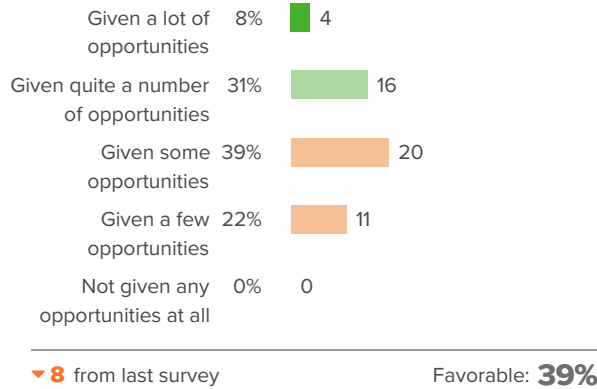
since last survey

K - 8 Grouping average: **68%** K - 8

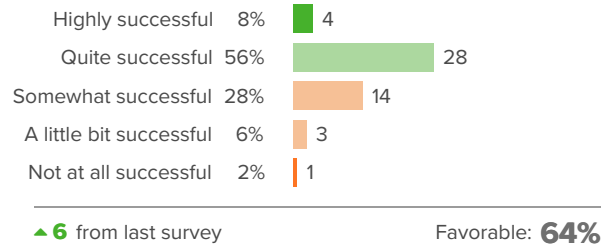
District average: **69%** Brookline Public Schools

## How did people respond?

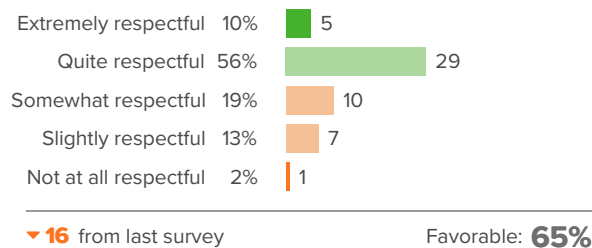
**Q.1: To what extent are parents/guardians given opportunities to be meaningfully involved at this school?**



**Q.2: How successful is this school in communicating with students' families?**



**Q.3: At this school, how respectful are the parents towards you?**



# Staff-Leadership Relationships

Your average

**63%**

52 responses

Change

**▲ 7**

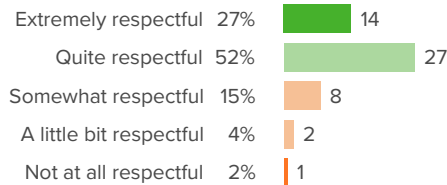
since last survey

K - 8 Grouping average: **58%** K - 8

District average: **62%** Brookline Public Schools

## How did people respond?

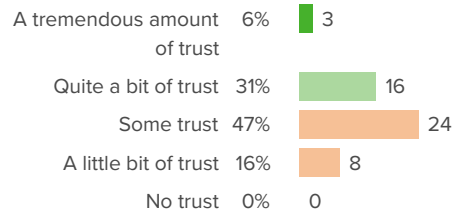
### Q.1: How respectful are this school's leaders towards you?



▲ 6 from last survey

Favorable: **79%**

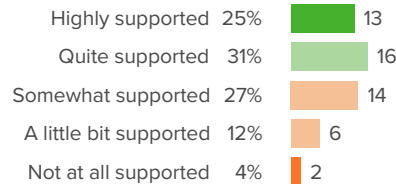
### Q.2: How much trust exists between school leaders and staff?



▲ 10 from last survey

Favorable: **37%**

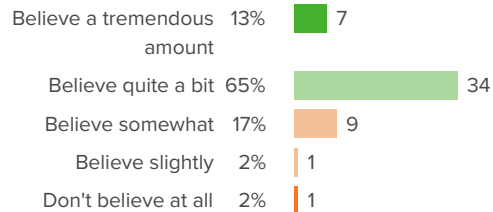
### Q.3: To what extent do you feel supported by this school's leaders?



▲ 8 from last survey

Favorable: **57%**

### Q.4: To what extent do you believe this school's leaders will do what they say they will do?



▲ 6 from last survey

Favorable: **79%**

# Teaching Efficacy

Your average

**61%**

52 responses

Change

**▲ 1**

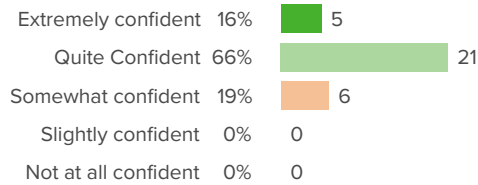
since last survey

K - 8 Grouping average: **61%** K - 8

District average: **64%** Brookline Public Schools

## How did people respond?

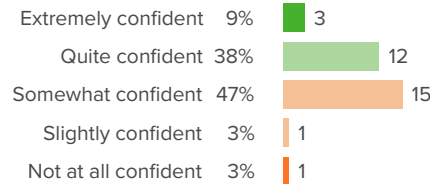
**Q.1: How confident are you that you can meet the learning needs of students with disabilities?**



▲ 11 from last survey

Favorable: **81%**

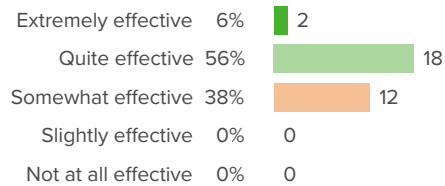
**Q.2: How confident are you that you can move through material at a pace that works well for each of your students?**



▲ 2 from last survey

Favorable: **47%**

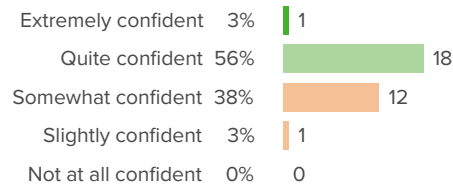
**Q.3: How effective do you think you are at managing particularly disruptive classes?**



▼ 14 from last survey

Favorable: **63%**

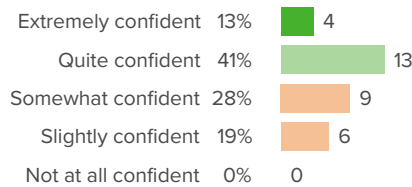
**Q.4: How confident are you that you can engage students who typically are not motivated?**



▲ 0 from last survey

Favorable: **59%**

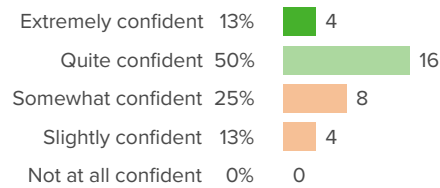
**Q.5: How confident are you that you can meet the learning needs of students whose first language is not English?**



▲ 12 from last survey

Favorable: **53%**

**Q.6: How confident are you that you can meet the learning needs of your most advanced students?**



▼ 5 from last survey

Favorable: **63%**



## Other questions

How did people respond? \_\_\_\_\_

