

WELCOME!

Improvements to Pierce School Community Visioning Meeting

We will get started soon.

*This meeting is being
recorded.*

*Please note that during this
zoom webinar, attendees
can see the presenters,
but we can't see you. Here
is how you can participate
during the session:*

Have A Question?

JOINING BY WEB (Computer, Tablet, etc):



Raise Hand

Click to
raise your
hand during
Q+A



Q+A

Click to type
your questions
anytime during
webinar

JOINING BY PHONE (Dial):

Press *9 to raise your hand

Press *6 to unmute/mute yourself

Participate in Live Polling

JOINING BY PHONE:

Text SASAKIPOLLS to 22333
to join the session.

JOINING BY WEB:

Navigate to
pollEV.com/sasakipolls



The John R. Pierce School



COMMUNITY VISIONING MEETING

MARCH 15, 2021

TONIGHT'S AGENDA

OVERVIEW OF VISIONING PROCESS

How is this meeting different from others?

VISIONARY THINKING FOR PIERCE

If I Built A School, Chris Van Dusen

TODAY'S CONDITIONS, TOMORROW'S VISION

Analysis of Today's Pierce in Four Categories, Imagine a Creative Future with Us

- + Arrival & Circulation
- + Outdoor Play & Learning
- + Environmental Systems
- + Neighborhood Presence

NEXT STEPS

Meeting the Complexity of the Pierce School Project



Pierce School Design Process

We are here!

Winter 2021

Spring + Summer 2021

Fall 2021

2022

PHASE 1 PRELIMINARY DESIGN & PROGRAM

- Understand the School's past and present
- Understand community perspective and vision for the future

PHASE 2 DEVELOPMENT OF ALTERNATIVES

Concept Options +
Cost Estimate



Refined
Conceptual
Plan + Cost
Estimate



PHASE 3 SCHEMATIC DESIGN

Schematic
Design Drawings



Cost
Estimate



DESIGN DOCUMENTATION

Public +
Stakeholder
Meetings



GOAL:

LISTEN

**TEST CONCEPTUAL
IDEAS**

**CONFIRM REFINED
CONCEPT**

**MORE OPPORTUNITIES
TO ENGAGE DURING
DETAILED DESIGN**

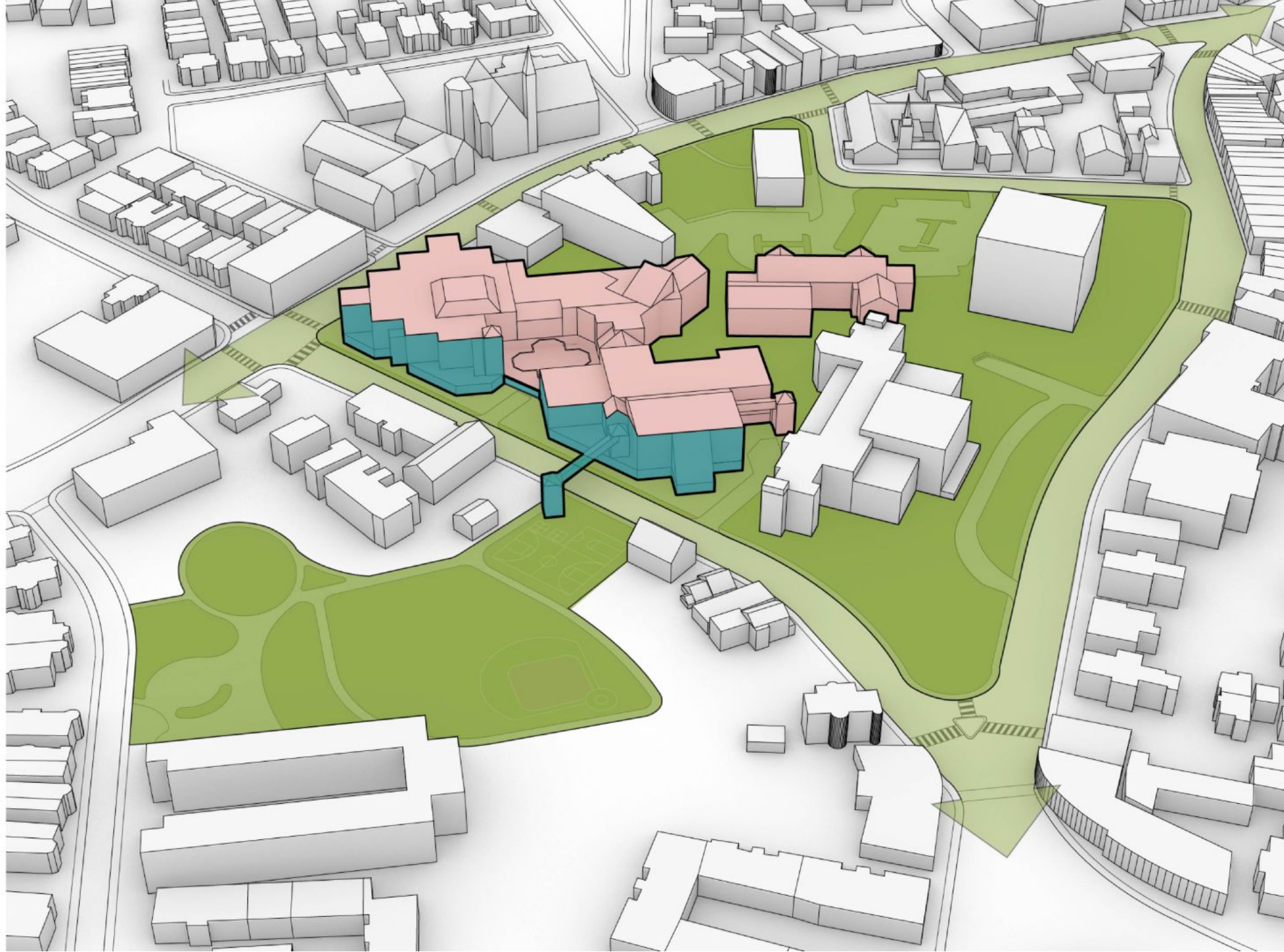
COMMUNITY VISIONING



Focus of previous Educational
Visioning workshops:
Interior & exterior learning and
program spaces



Focus of tonight's Site & Building
Visioning workshop:
Exterior spaces, facades, and
streetscapes



WORKSHOP GOALS

The design team is here to listen.

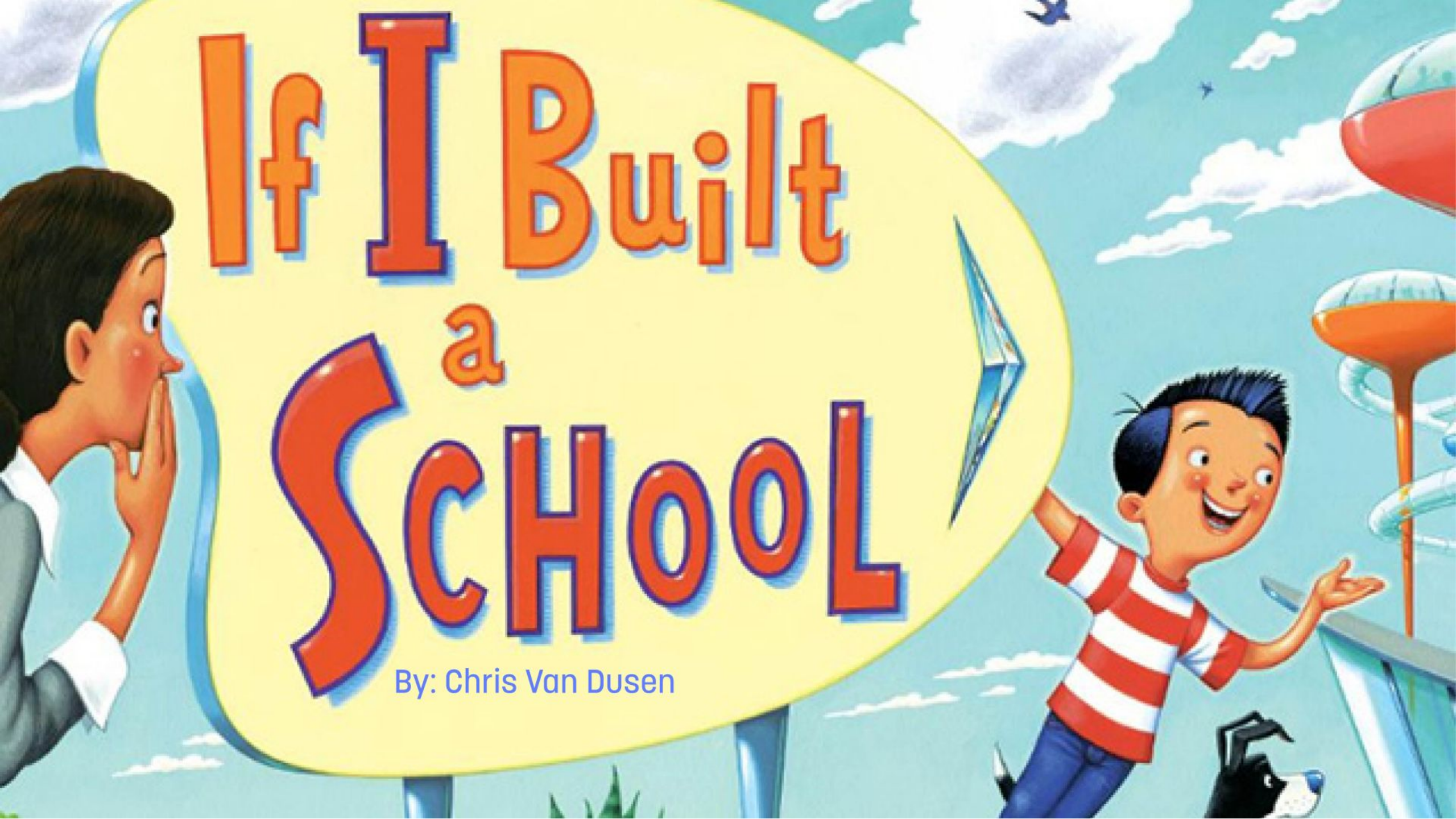
**We'll share some information,
and ask a lot of questions.**


We hope that you:

- ▶ Learn more about the existing conditions around the Pierce School campus, including the community playground, Library, and Town Hall.
- ▶ Share your current experience and future vision with the design team.
- ▶ Build excitement to engage further in the design process.

If I Built a SCHOOL


By: Chris Van Dusen





Jack, on the playground, said to Miss Jane,
This school is OK, but it's pitifully plain.
The builder who built this I think should be banned.
It's nothing at **all** like the school I have planned.

If I built a school, the first thing you'd meet
Are lots of cute puppies! They'd flock to your feet!
But why stop at puppies? Why not a whole zoo?
So I'd add a bunch of big animals too!





**What would your ideal
school look like?**

IMAGINE WITH US!

Tell us what you think of the current Pierce School campus, and what you envision for the future!



ARRIVAL & CIRCULATION



OUTDOOR PLAY & LEARNING



ENVIRONMENTAL SYSTEMS



NEIGHBORHOOD PRESENCE

ARRIVAL & CIRCULATION

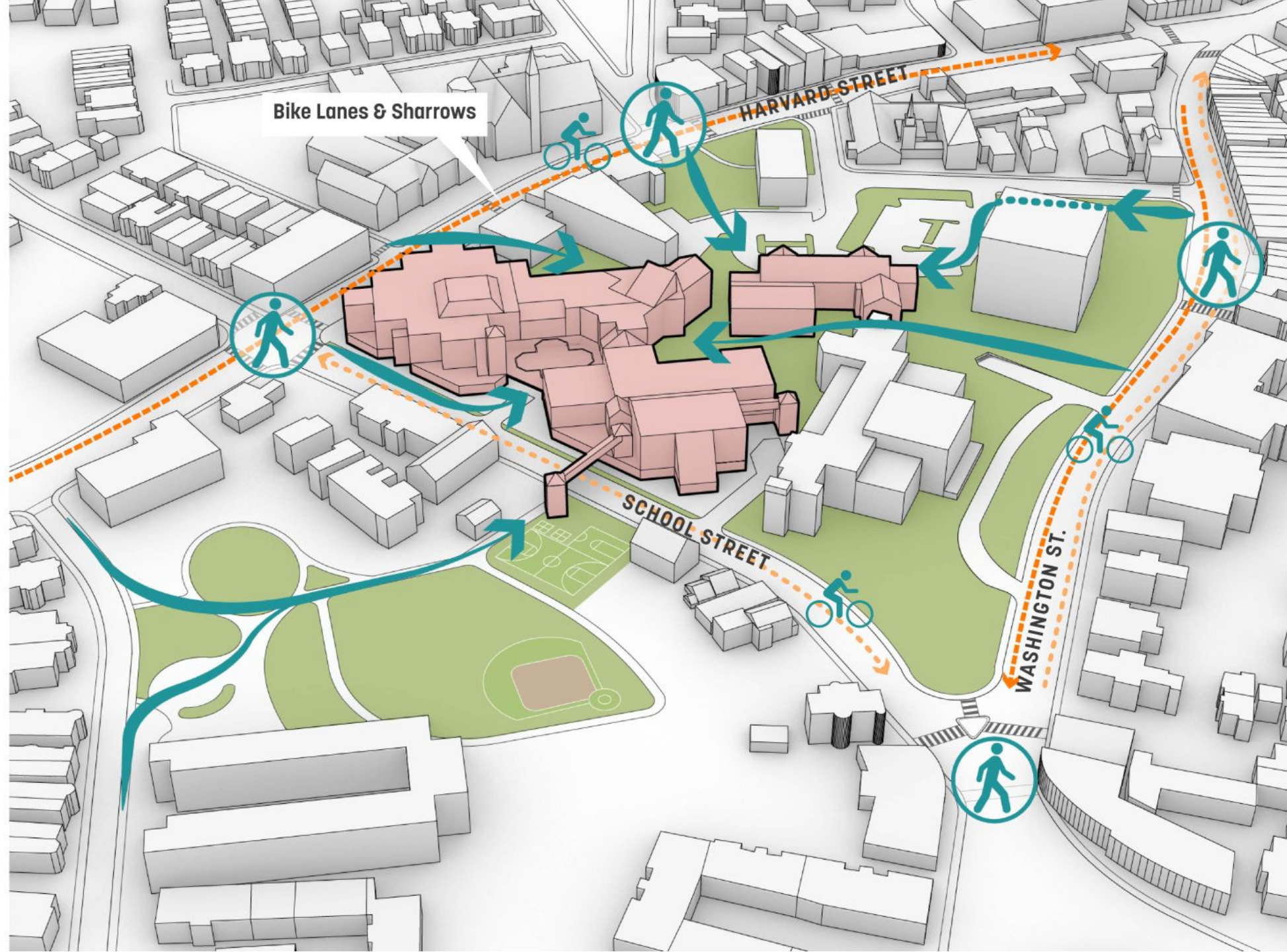


CURRENT PEDESTRIAN ARRIVAL


 **840**
students

81%
walk/bike  

 **0.6mi**
average walk



CURRENT PEDESTRIAN ARRIVAL



CURRENT PEDESTRIAN ARRIVAL



CURRENT VEHICULAR ARRIVAL

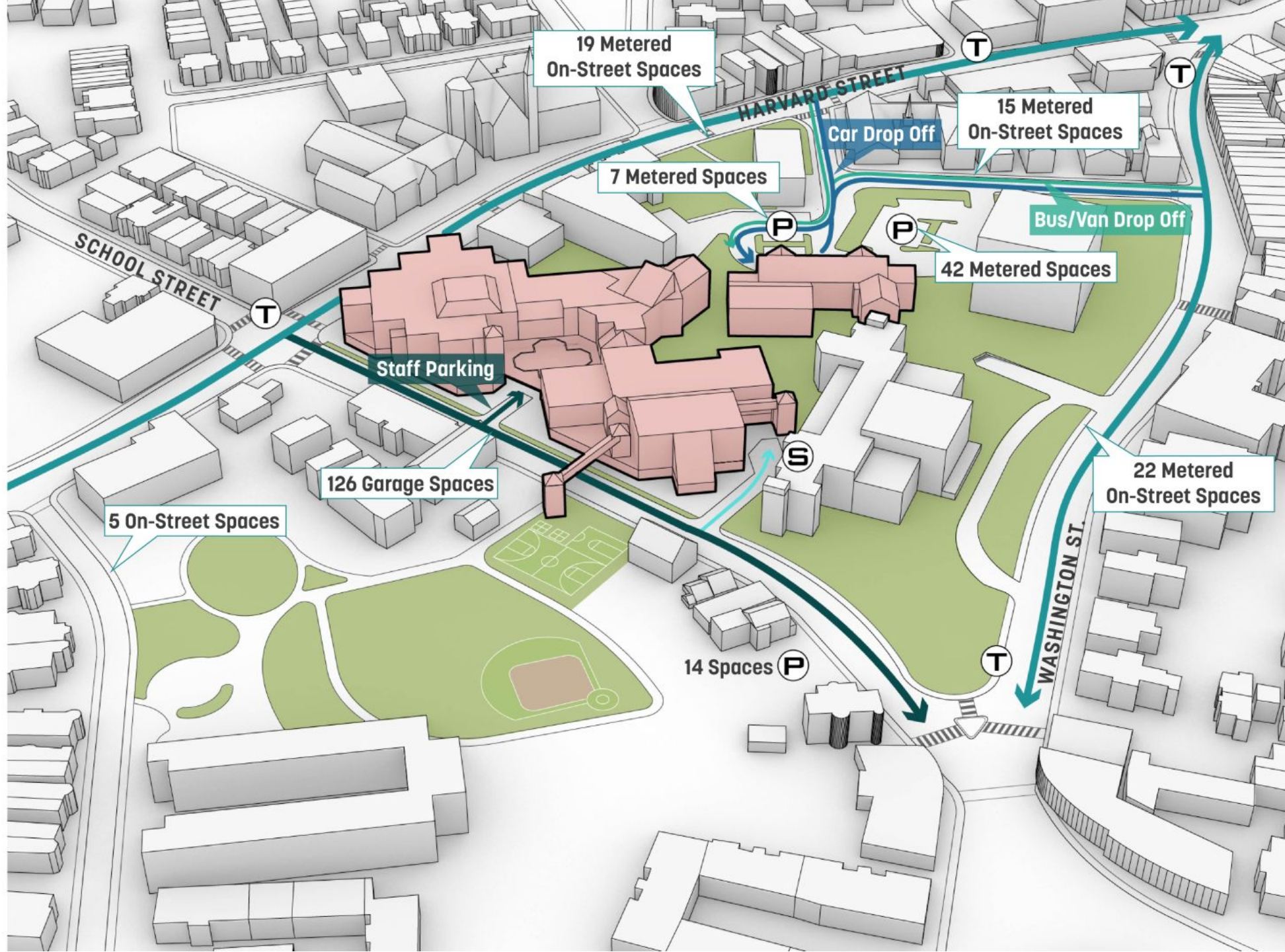
18%
car/carpool




12%
school bus



4
MBTA bus stops
around school
block



CURRENT VEHICULAR ARRIVAL



Tell us about your relationship to the Pierce School. Are you:

A parent of a current
Pierce School student?

A parent of a current
Pierce School student?

A current Pierce School
student?

A Pierce School graduate?

A teacher or staff member

None of the above

Both A and B

How do you arrive at the school?

I walk to school

I bike to school

I am dropped off
in a car

I take the school
bus to school

I take the MBTA
bus to school

**What would make arriving at school feel
exciting and special?**

OUTDOOR PLAY & LEARNING

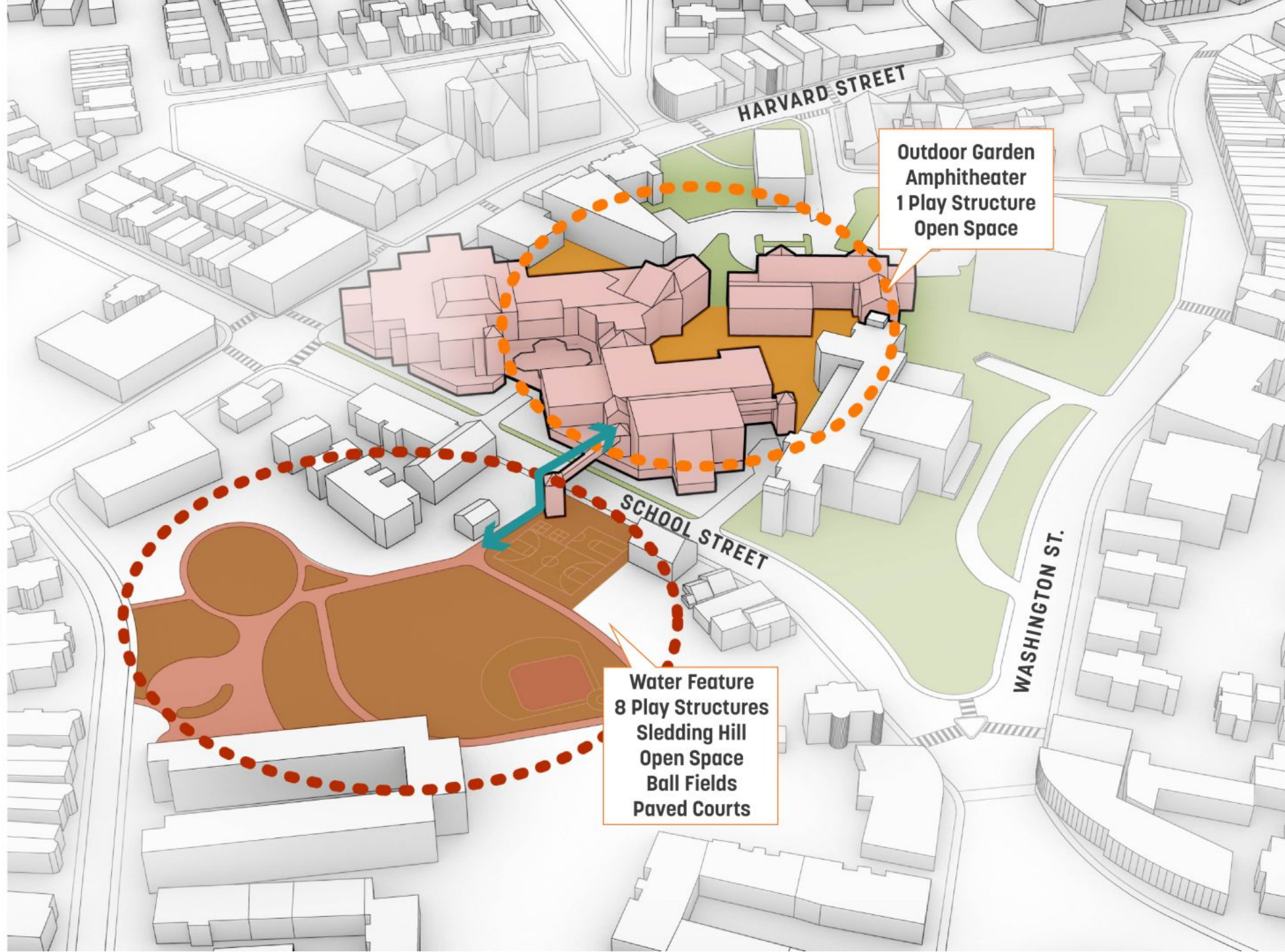


CURRENT OUTDOOR PLAY & LEARNING

31,200 sf
on campus



85,200 sf
across School St.



HARVARD STREET


Outdoor Garden
Amphitheater
1 Play Structure
Open Space

SCHOOL STREET

WASHINGTON ST.

Water Feature
8 Play Structures
Sledding Hill
Open Space
Ball Fields
Paved Courts

ON SITE PLAY AREAS



PIERCE SCHOOL PLAYGROUND



What do you like to do in the current playground?

Swinging
Sliding
Running
Climbing
Water Play / Sand Play
Socializing / Talking
Role-playing / Dramatic Play
Nature Play
Other

What would make the future playground feel fun and exciting?

ENVIRONMENTAL SYSTEMS

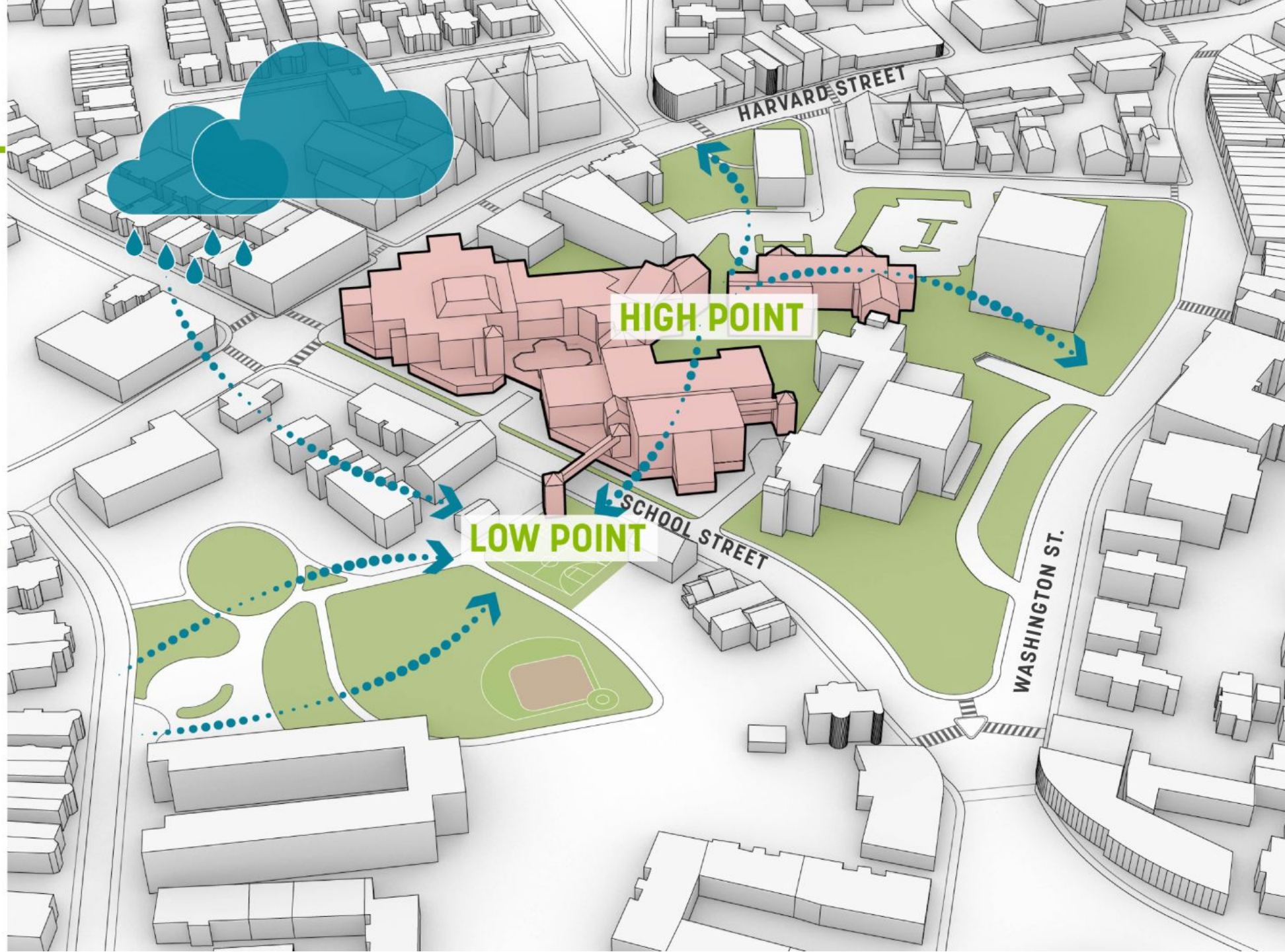


CURRENT ENVIRONMENTAL SYSTEMS



41 street trees
37 trees on site

32% pervious
68% impervious



EXISTING PHOTOS



What opportunities for environmental education would most excite you?

Learning about
stormwater management

Learning about native
vegetation and ecology

An outdoor classroom /
learning space

A community garden

Other

How often should outdoor learning happen?

At least once a day,
when possible

At least once a week,
when possible

At least once a
month

As often as the
weather allows it

No outdoor learning



NEIGHBORHOOD PRESENCE



CURRENT NEIGHBORHOOD

Residential



Schools &
Institutions

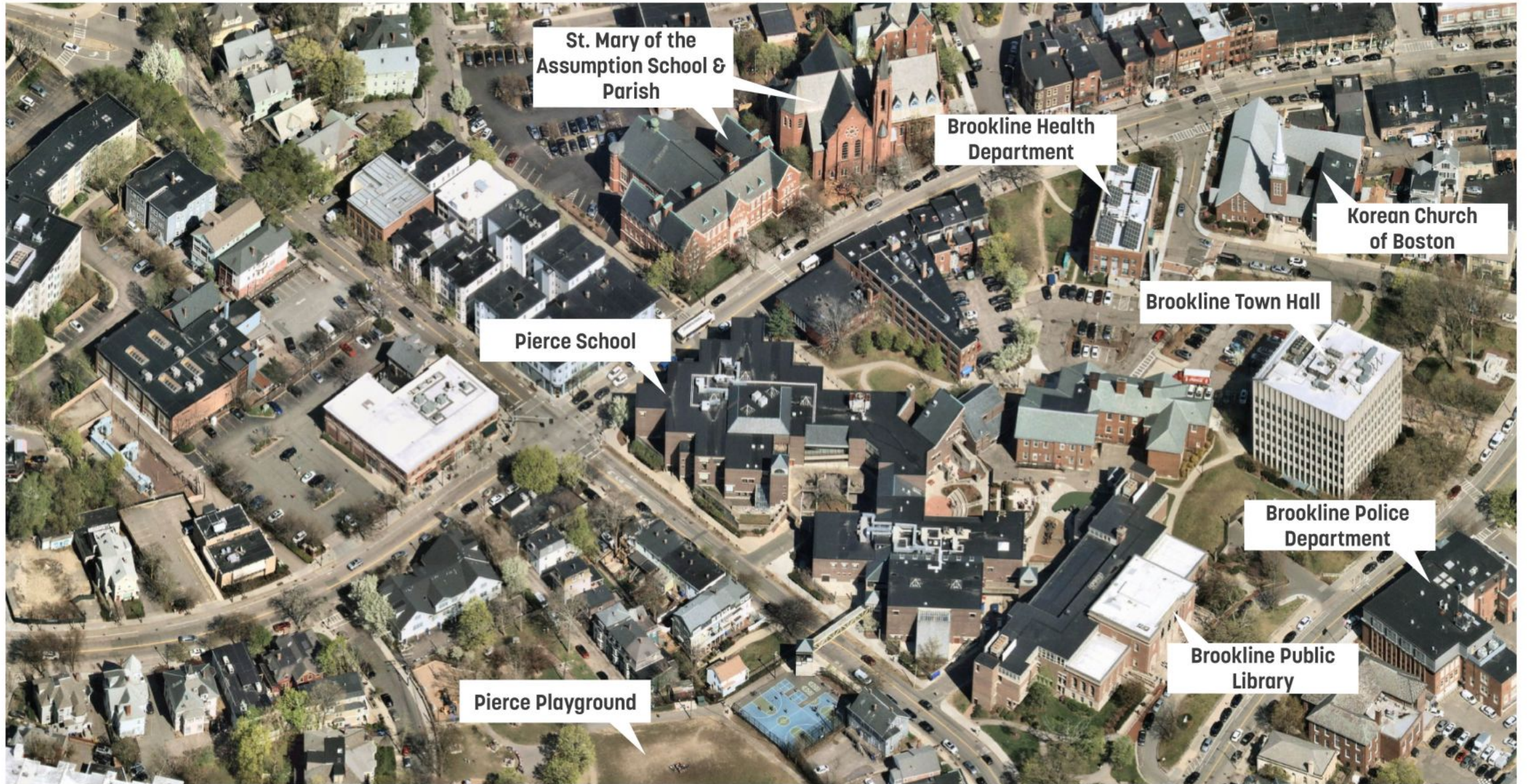
Retail &
Service



Civic



EXISTING PHOTOS



EXISTING PHOTOS



Which destination within the neighborhood do you visit most often?

The Pierce School

The Pierce School Playground

Brookline Town Hall

Brookline Health Department

Brookline Public Library

The Korean Church of Boston

Restaurants and local businesses along
Harvard Street & Washington Street

Other

**How would you like to see the Pierce School
relate to its surroundings in the future?**

IMAGINE WITH US!

Tell us what you think of the current Pierce School campus, and what you envision for the future!



ARRIVAL & CIRCULATION



OUTDOOR PLAY & LEARNING



ENVIRONMENTAL SYSTEMS



NEIGHBORHOOD PRESENCE

Have a Question?

Type it into the Q&A window.



Click
here!



Click
here!

Raise Hand

Join by Phone (Dial)

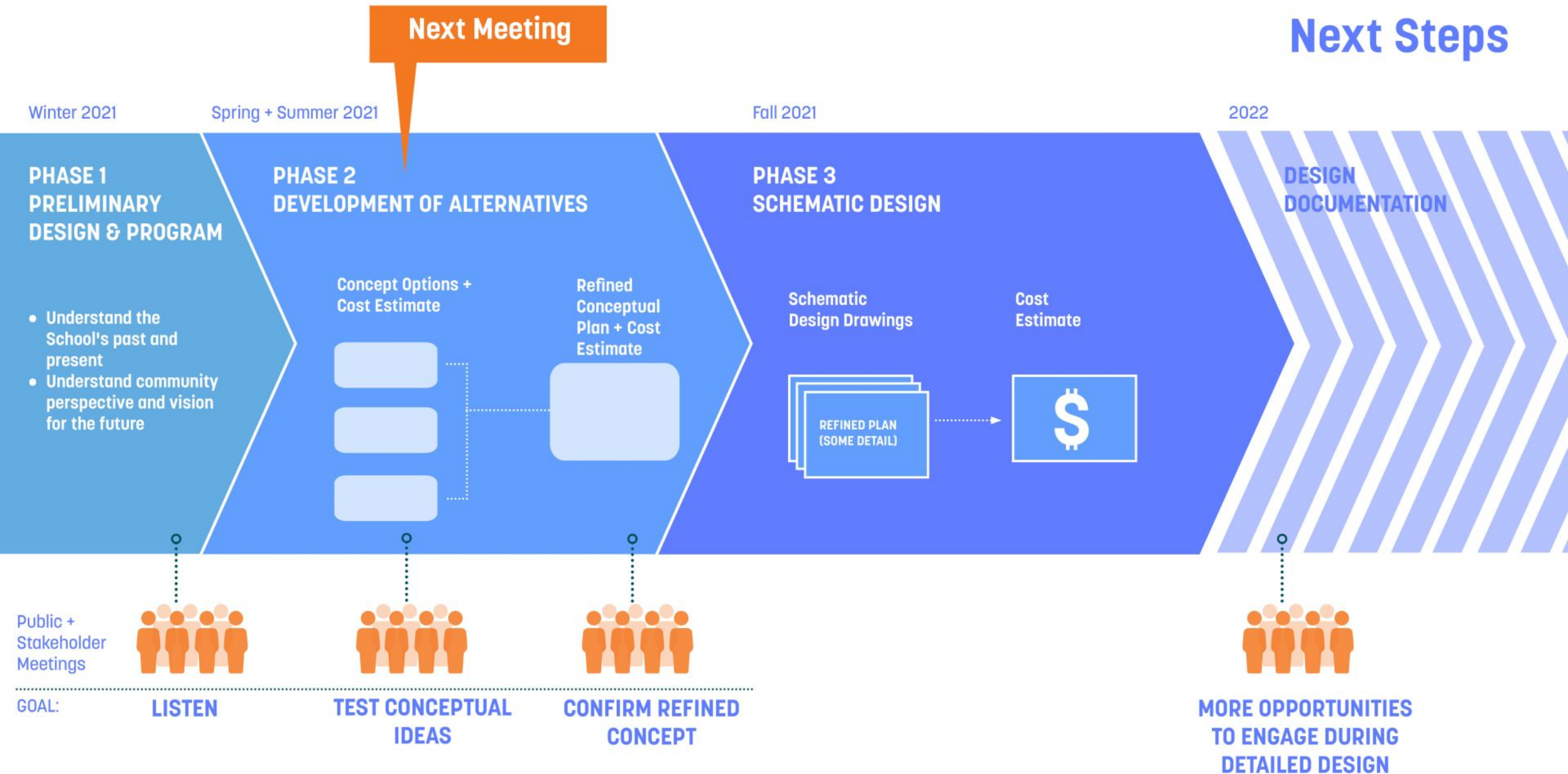
Press *9 to raise your hand

Press *6 to unmute/mute yourself

Take the Survey & Share with Others

bit.ly/pierce-school-survey

Next Steps



THANK YOU!

Improvements to Pierce School Community Visioning Meeting

**Take the Survey &
Share with Others**

bit.ly/pierce-school-survey